



**Model Number**

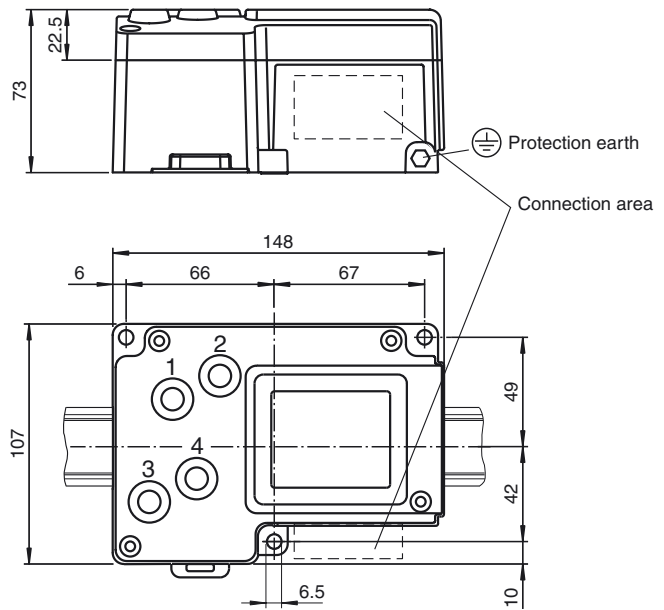
**IC-KP-B7-V95**

Control interface unit IDENTControl with DeviceNet interface

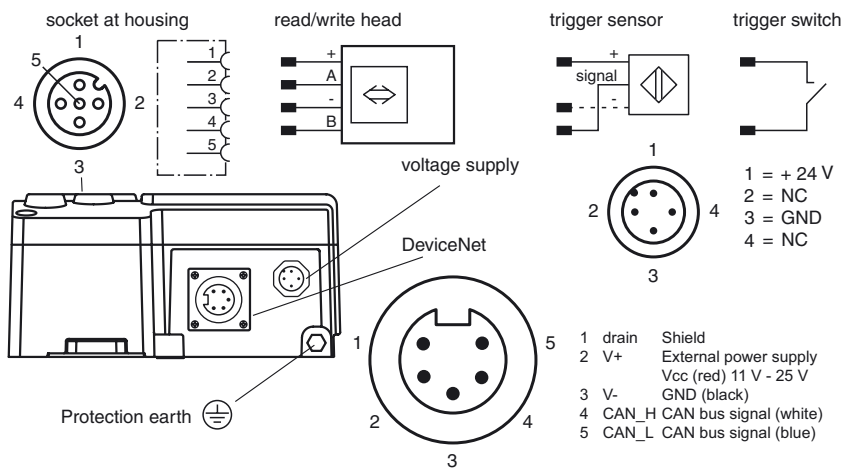
**Features**

- Max. 4 read/write heads connectable
- Alternative 2 read/write heads and 2 trigger sensors can be connected
- LC display with background lighting
- Direct operation via 4 keys
- LED status indicator of bus communication and read/write heads

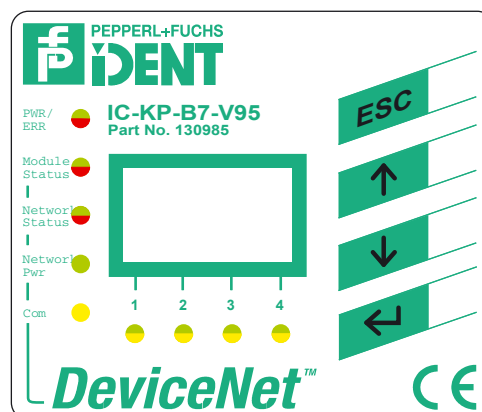
**Dimensions**



**Electrical connection**



**Indicating / Operating means**



Release date: 2017-10-05 10:31 Date of issue: 2017-10-05 130985\_eng.xml

Refer to "General Notes Relating to Pepperl+Fuchs Product Information".

Pepperl+Fuchs Group  
www.pepperl-fuchs.com

USA: +1 330 486 0001  
fa-info@us.pepperl-fuchs.com

Germany: +49 621 776 4411  
fa-info@de.pepperl-fuchs.com

Singapore: +65 6779 9091  
fa-info@sg.pepperl-fuchs.com

**Technical data****General specifications**

Number of read/write heads	max. 4 alternative 2 read/write heads and 2 trigger sensors
UL File Number	E87056

**Indicators/operating means**

LEDs 1, 2, 3, 4	Status indicator for read/write heads green: command at read/write head active yellow: approx. 1 second long, if command was successfully executed
LED PWR/ERR	green: power on red: Hardware fault
LED Module Status	green: normal operation red flashing: recoverable fault red: unrecoverable fault red/green flashing: LED test
LED Network Status	green: on-line, connected green flashing: on-line, not connected red: critical link failure red flashing: connection timeout red/green flashing: LED test
LED Network Pwr	green flashing at startup: LED test green: network power available
LED COM	yellow flashing at startup: LED test yellow: data exchange
LC display	two-line multi-function display with 12 characters per line configuration of the control interface and display of connected read/write heads as additional pictograms; easy and direct selection of operating commands and addressing
Button	4 keys: ESC, up, down and return

**Electrical specifications**

Rated operating voltage	$U_e$	20 ... 30 V DC, PELV
Ripple		≤ 10 % at 30 V DC
Current consumption		≤ 2 A incl. read/write heads
Power consumption	$P_0$	2.5 W Without read/write heads
Network voltage		11 ... 25 V DC, PELV
Network current consumption		≤ 40 mA
Galvanic isolation		basic insulation acc. to DIN EN 50178, rated insulation voltage of 50 $V_{eff}$

**Interface**

Physical	DeviceNet
Protocol	CIP
Transfer rate	125, 250, 500 kBit/s

**Directive conformity**

Electromagnetic compatibility	
Directive 2014/30/EU	EN 61326-1:2013

**Standard conformity**

Degree of protection	IEC 60529:2001
----------------------	----------------

**Ambient conditions**

Ambient temperature	-25 ... 70 °C (-13 ... 158 °F)
Storage temperature	-30 ... 80 °C (-22 ... 176 °F)
Climatic conditions	air humidity max. 96 %
Shock and impact resistance	Oscillation (Sine): 5 g, 10 - 1000 Hz to EN 60068-2-6 Shock (Half-sine): 30 g, 11 ms in accordance with EN 60068-2-27

**Function**

The innovative concept of the RFID identification system **IDENTControl** from Pepperl+Fuchs has many advantages in comparison to other systems. The core piece of the system is the evaluation unit **IDENTControl**.

Thanks to the integrated interfaces for all standard field bus systems such as PROFIBUS, EtherNet, PROFINET IO, DeviceNet, serial connections (RS 232/RS 485/RS 422) and numerous connection options for inductive write/read heads as well as microwave antennas, the evaluation unit **IDENTControl** can be adjusted to your needs in a flexible and easy manner.

4 function keys and a double-spaced illuminated LC display facilitate easy system configuration, parameter assignment and entering commands. Further LEDs indicate operating power and bus communication, connected write/read heads and active write/read commands.

Mounting the unit onto DIN mounting rails is easy thanks to the snap-fits on the back of the housing of the evaluation unit **IDENTControl**. With its L-shaped housing, the evaluation unit including bus connector fits into a 120 mm grid in the switch cabinet. The mounting depth of 70 mm furthermore enables installation in flat switch boxes with a depth of only 100 mm.

There are 3 further mounting holes for field mounting.

**Accessories****DNV95-G-TERM**

Bus termination for DeviceNet

**DNV95-G-0M-T-0M-V95-G-L**

T-Distributor for DeviceNet

**V1-G-5M-PUR-ABG-V1-W**

Connecting cable, M12 to M12, PUR cable 4-pin, shielded

**V1-G-5M-PUR**

Female cordset, M12, 4-pin, PUR cable

**DNV95-G-5M-PVC-V95-G**

Connection cable, DeviceNet, 7/8" on 7/8", PVC cable