



Model Number

ULB-18GM50-255-2E1-Y193959

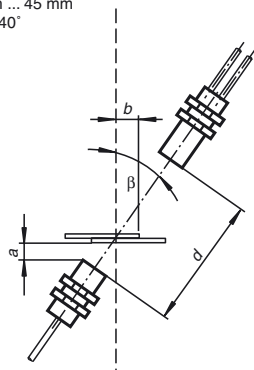
Features

- Ultrasonic system for detection of labels and carrier materials.
- Short version
- Insensitive to printing, colors, and shining surfaces
- Automatic compensation of the operating point with slowly changing ambient condition
- Very high processing speeds are possible.

Diagrams

Mounting/Adjustment

Suggestions:
 a = 5 mm ... 15 mm
 b ≥ 10 mm
 d = 40 mm ... 45 mm
 β = 20° ... 40°



Technical data

General specifications

Sensing range 20 ... 60 mm , optimal distance: 45 mm
 Transducer frequency 255 kHz

Indicators/operating means

LED green Display: readiness
 LED yellow indication: label detected
 LED red Display: error

Electrical specifications

Operating voltage U_B 18 ... 30 V DC , ripple 10 %_{SS}
 No-load supply current I_0 < 60 mA
 Time delay before availability t_v < 500 ms

Input

Input type Teach-In input
 0-level: $-U_B$... $-U_B + 1V$
 1-level: $+U_B - 1V$... $+U_B$
 Pulse length ≥ 500 ms
 Impedance ≥ 10 kΩ

Output

Output type 2 switch outputs NPN, NC
 Rated operating current I_e 2 x 100 mA , short-circuit/overload protected
 Voltage drop U_d ≤ 3 V
 Switch-on delay t_{on} ≤ 600 μs
 Switch-off delay t_{off} ≤ 600 μs

Ambient conditions

Ambient temperature 0 ... 60 °C (32 ... 140 °F)
 Storage temperature -40 ... 70 °C (-40 ... 158 °F)

Mechanical specifications

Connection type cable PVC , 5 m
 Core cross-section 0.14 mm²
 Degree of protection IP67
 Material
 Housing nickel plated brass; plastic components: PBT
 Transducer epoxy resin/hollow glass sphere mixture; polyurethane foam
 Mass 150 g

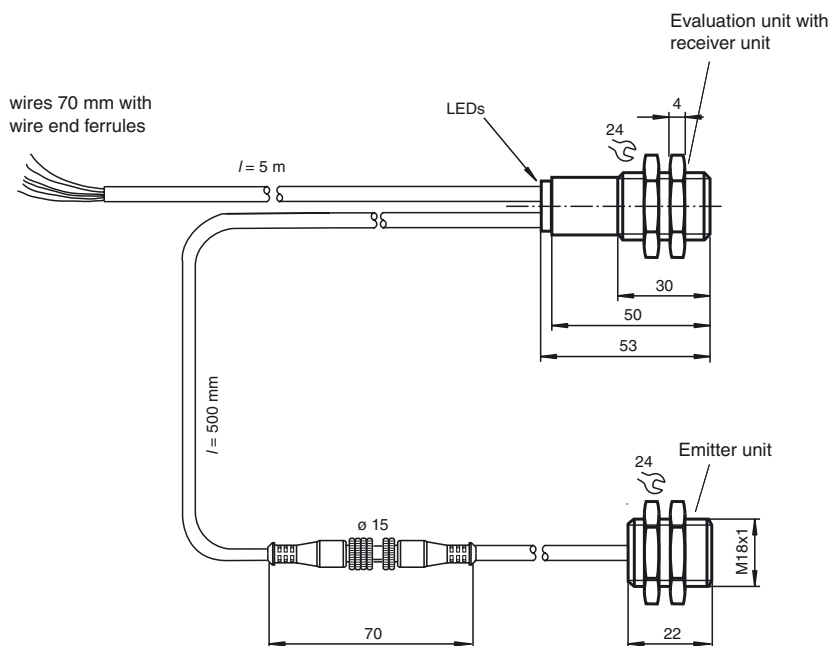
Compliance with standards and directives

Standard conformity
 Standards EN 60947-5-2:2007+A1:2012
 IEC 60947-5-2:2007 + A1:2012

Approvals and certificates

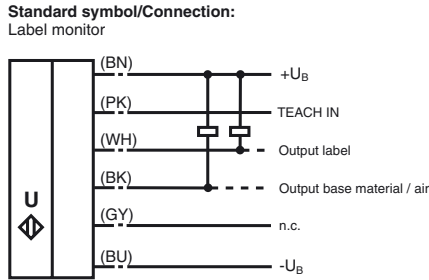
UL approval C-UL listed: 57M3, IND CONT. EQ., "Powered by Class 2 Power Source"
 CCC approval CCC approval / marking not required for products rated ≤36 V

Dimensions



Release date: 2017-09-25 08:45 Date of issue: 2017-09-25 193959_eng.xml

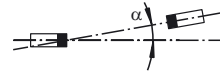
Electrical Connection



Additional Information

Angular misalignment

$\alpha < +/- 1^\circ$



Sensor offset

$s < +/- 1 \text{ mm}$



Accessories

MH-UDB01

Mounting bracket for double sheet monitor

Operation in applications with increased ESD requirements

Using the included metal screw caps, the sensor can be used in applications with increased ESD requirements up to 30 kV (ESD = electrostatic discharge). The metal coupling nuts are screwed on the front of the transmitter and receiver. The installation of the transmitter and receiver must ensure a large area electrical connection to the machine earth.

Description of sensor functions

The ultrasonic double sheet monitor for label detection can be used in all applications, where an automatic detection of labels is required, to automatise labelling of goods. Even transparent or metalised labels can be detected without problem. The double-sheet monitor is based on the ultrasonic through-beam principle. The following can be detected:

- No base material, i.e. air,
- Labels

A microprocessor system evaluates the signals. The appropriate switch outputs are set as a result of the evaluation. Changes in ambient conditions such as temperature and humidity are compensated for automatically. The interface electronics is integrated into a compact M18 metal housing together with a sensor head.

Electrical connection

The sensor is equipped with 6 connecting wires. The functionality of the connections is described in the following table. The teach input (PK) is used to teach the sensor.

Colour	Switching on	Comments
BN	+U _B	
WH	Switch output for labels	Pulse width corresponds to the event
BK	Switch output for base material / air	Pulse width corresponds to the event
GY	not connected	
PK	-U _B / n.c. / +U _B	Normal operation / TEACH-IN
BU	-UB	

Normal mode

The sensor is working in normal mode if the function input (PK) is applied to -U_B or not connected.

Displays:

- LED yellow: Detection of labels
- LED green: Power on
- LED red: Error

Switch outputs:

The switch outputs are only active in normal operation!

- White: WH Label output
- Black: BK Base material / air output

Release date: 2017-09-25 08:45 Date of issue: 2017-09-25 193959_eng.xml

TEACH-IN mode

Connecting the teach input (PK) with +U_B for at least 500 ms causes the sensor to change into TEACH-IN mode. The TEACH-IN procedure takes place by the transition from label to base material. We suggest to accomplish the TEACH-IN procedure with activated material feeding and multiple label/base material transitions.

During the TEACH-IN procedure flashes the yellow LED; the green LED is off.

After returning to the normal operation mode (teach input (PK) detached from +U_B) the sensor indicates whether the TEACH-IN procedure was successful or not.

TEACH-IN procedure successful: green LED flashes 3 times

TEACH-IN procedure not successful: red LED flashes 3 times

Notes:

A complete device consists of an ultrasonic emitter and an evaluation unit with an ultrasonic emitter. The sensor heads are optimally adjusted to each other when they leave the factory. Therefore, they must not be used separately or exchanged with other devices of the same type. The plug connector on the emitter/receiver connection cable is only intended to be used for easier mounting, not to replace units.

If two or more double sheet controls are used in the immediate vicinity of each other, there may be mutual interference between them, which can result in improper functionality of the devices. Mutual interference can be prevented by introducing suitable countermeasures when planning systems. Suitable measures can be:

- Mounting of sound absorbers (foam material)
- mounting of sound separators (sheet metal)
- installation of the sensors with different directions of sound transmission.