



**Model Number**

**GA18-S/GK18-S/59/161/166**

Thru-beam sensor  
Plastic connector Micro AC 1/2", 4-pin

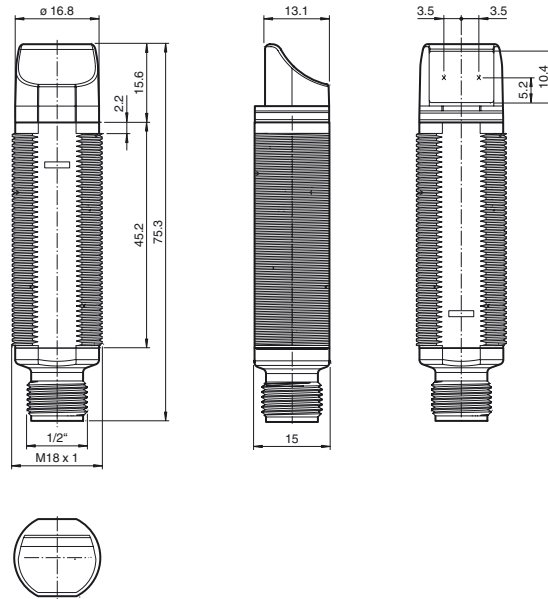
**Features**

- Efficient Line in a short M18 plastic housing for standard applications
- Very high detection range
- 4 LEDs indicator for 360° visibility
- Sidelookerversion
- Universal usage at different power supplies

**Product information**

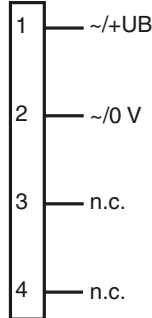
The GLV/GLK18 series sensors help improve the efficiency of machines and systems. The design of the M18 plastic housing, the connection technology, and sensor properties are highly standardized. Concentrating on the key sensor requirements has produced a robust and reliable product series for DC and AC/DC voltage systems without any over-engineering. The mounting set included in the scope of delivery and the optimized potentiometer design ensure fast assembly and easy configuration.

**Dimensions**

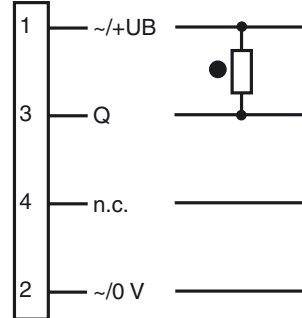


**Electrical connection**

Transmitter

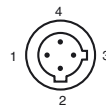


Receiver

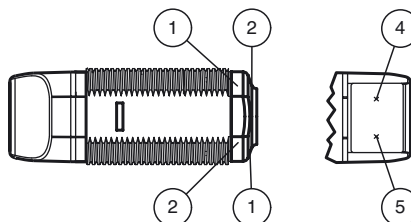


- = Light on
- = Dark on

**Pinout**



**Indicators/operating means**



1	Operating display	green
2	Signal display	yellow
4	Emitter	
5	Receiver	

Release date: 2017-02-27 12:53 Date of issue: 2017-02-27 199786\_eng.xml

**Technical data****System components**

Emitter	GA18-S/166
Receiver	GK18-S/59/161/166

**General specifications**

Effective detection range	0 ... 12 m
Threshold detection range	17.5 m
Light source	LED
Light type	modulated visible red light , 640 nm
Diameter of the light spot	approx. 650 mm at 17.5 m
Angle of divergence	approx. 2 °
Optical face	lateral
Ambient light limit	30000 Lux
Accessories provided	Mounting aids

**Indicators/operating means**

Operation indicator	LED green, statically lit Power on
Function indicator	Receiver: LED yellow, lights up when light beam is free, flashes when falling short of the stability control ; OFF when light beam is interrupted

**Electrical specifications**

Operating voltage	$U_B$	20 ... 250 V AC/DC
No-load supply current	$I_0$	< 2.5 mA per device

**Output**

Switching type	dark on	
Signal output	N-channel MOSFET, short circuit protected	
Switching voltage	max. 250 V AC/DC	
Switching current	max. 200 mA	
Voltage drop	$U_d$	$\leq 3.5$ V AC/DC
Switching frequency	$f$	50 Hz
Response time		$\leq 10$ ms

**Ambient conditions**

Ambient temperature	-20 ... 60 °C (-4 ... 140 °F)
Storage temperature	-40 ... 70 °C (-40 ... 158 °F)

**Mechanical specifications**

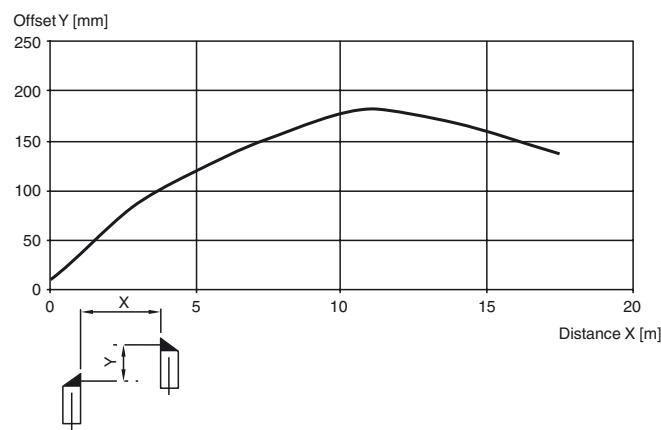
Degree of protection	IP67
Connection	Micro AC connector, 1/2" V124 ; 4-pin
Material	
Housing	ABS / PBT
Optical face	PMMA
Mass	approx. 10 g per device

**Compliance with standards and directives**

Standard conformity	
Product standard	EN 60947-5-2:2007 ; IEC 60947-5-2:2007
Standards	UL 508

**Approvals and certificates**

EAC conformity	TR CU 020/2011 TR CU 004/2011
Protection class	II, rated insulation voltage $\leq 250$ V AC with pollution degree 1-2 according to IEC 60664-1
UL approval	cULus Listed, Type 1 enclosure
CCC approval	Certified by China Compulsory Certification (CCC)

**Curves/Diagrams****Characteristic response curve****Accessories****CPZ18B03**

Mounting Bracket with swivel nut

**BF 18**

Mounting flange, 18 mm

**BF 18-F**

Mounting flange with dead stop, 18 mm

**BF 5-30**

Universal mounting bracket for cylindrical sensors with a diameter of 5 ... 30 mm

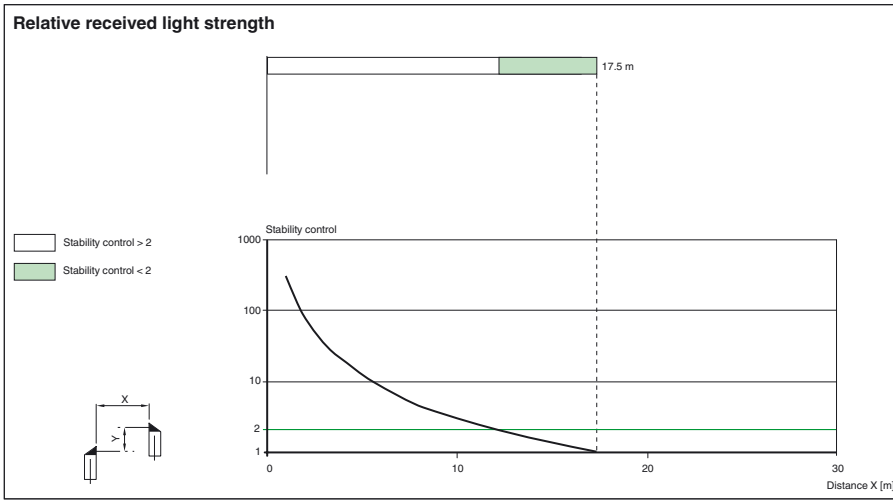
**V124-G-YE2M-PVC**

Connecting cable, 1/2" - 20 UNF, 4-pin, PVC cable

**V124-W-YE2M-PVC**

Connecting cable, 1/2" - 20 UNF, 4-pin, PVC cable

Other suitable accessories can be found at [www.pepperl-fuchs.com](http://www.pepperl-fuchs.com)



Release date: 2017-02-27 12:53 Date of issue: 2017-02-27 199786\_eng.xml

Refer to "General Notes Relating to Pepperl+Fuchs Product Information".

Pepperl+Fuchs Group  
www.pepperl-fuchs.com

USA: +1 330 486 0001  
fa-info@us.pepperl-fuchs.com

Germany: +49 621 776 4411  
fa-info@de.pepperl-fuchs.com

Singapore: +65 6779 9091  
fa-info@sg.pepperl-fuchs.com