



Model Number

GLK18-55-S/59/161/166

Retroreflective sensor
Plastic connector Micro AC 1/2", 4-pin

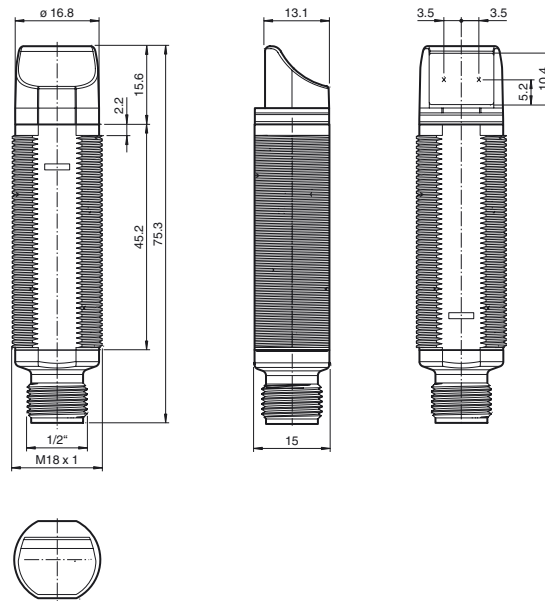
Features

- Efficient Line in a short M18 plastic housing for standard applications
- Very high detection range
- 4 LEDs indicator for 360° visibility
- Sidelookerversion
- Universal usage at different power supplies

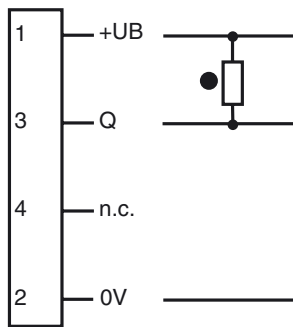
Product information

The GLV/GLK18 series sensors help improve the efficiency of machines and systems. The design of the M18 plastic housing, the connection technology, and sensor properties are highly standardized. Concentrating on the key sensor requirements has produced a robust and reliable product series for DC and AC/DC voltage systems without any over-engineering. The mounting set included in the scope of delivery and the optimized potentiometer design ensure fast assembly and easy configuration.

Dimensions

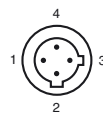


Electrical connection



○ = Light on
● = Dark on

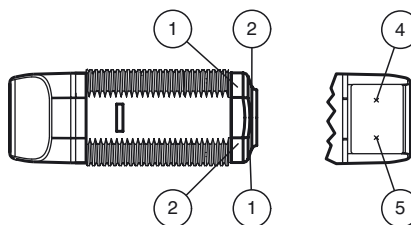
Pinout



Wire colors

- 1 RD/BK (red/black)
- 2 RD/WH (red/white)
- 3 RD (red)
- 4 GN (green)

Indicators/operating means



1	Operating display	green
2	Signal display	yellow
4	Emitter	
5	Receiver	

Release date: 2017-03-08 09:07 Date of issue: 2017-03-08 199802_eng.xml

Technical data**General specifications**

Effective detection range	0 ... 3.5 m
Reflector distance	0.05 ... 3.5 m
Threshold detection range	4.5 m
Reference target	reflector C110-2
Light source	LED
Light type	modulated visible red light , 640 nm
Polarization filter	yes
Diameter of the light spot	approx. 160 mm at 4.5 m
Angle of divergence	approx. 2 °
Optical face	lateral
Ambient light limit	30000 Lux
Accessories provided	Mounting aids

Indicators/operating means

Operation indicator	LED green, statically lit Power on
Function indicator	LED yellow: lights up when receiving the light beam ; flashes when falling short of the stability control; OFF when light beam is interrupted

Electrical specifications

Operating voltage	U_B	20 ... 250 V AC/DC
No-load supply current	I_0	< 2.5 mA

Output

Switching type	dark on	
Signal output	N-channel MOSFET, short circuit protected	
Switching voltage	max. 250 V AC/DC	
Switching current	max. 200 mA	
Voltage drop	U_d	≤ 3.5 V AC/DC
Switching frequency	f	50 Hz
Response time		≤ 10 ms

Ambient conditions

Ambient temperature	-20 ... 60 °C (-4 ... 140 °F)
Storage temperature	-40 ... 70 °C (-40 ... 158 °F)

Mechanical specifications

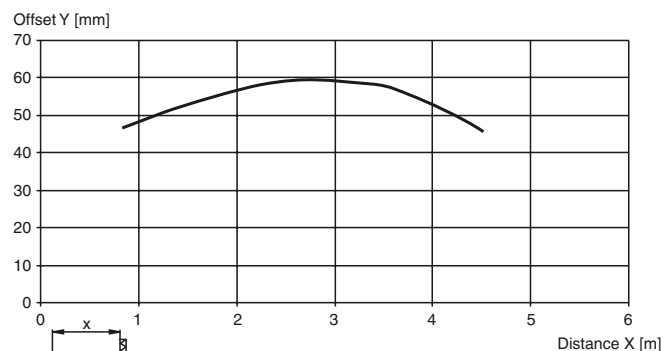
Degree of protection	IP67
Connection	Micro AC connector, 1/2" V124 ; 4-pin
Material	
Housing	PC-PBT
Optical face	PMMA
Mass	approx. 10 g

Compliance with standards and directives

Standard conformity	
Product standard	EN 60947-5-2:2007 ; IEC 60947-5-2:2007
Standards	UL 508

Approvals and certificates

EAC conformity	TR CU 020/2011 TR CU 004/2011
Protection class	II, rated insulation voltage ≤ 250 V AC with pollution degree 1-2 according to IEC 60664-1
UL approval	cULus Listed, Type 1 enclosure
CCC approval	Certified by China Compulsory Certification (CCC)

Curves/Diagrams**Characteristic response curve****Accessories****CPZ18B03**

Mounting Bracket with swivel nut

BF 18

Mounting flange, 18 mm

BF 18-F

Mounting flange with dead stop, 18 mm

BF 5-30

Universal mounting bracket for cylindrical sensors with a diameter of 5 ... 30 mm

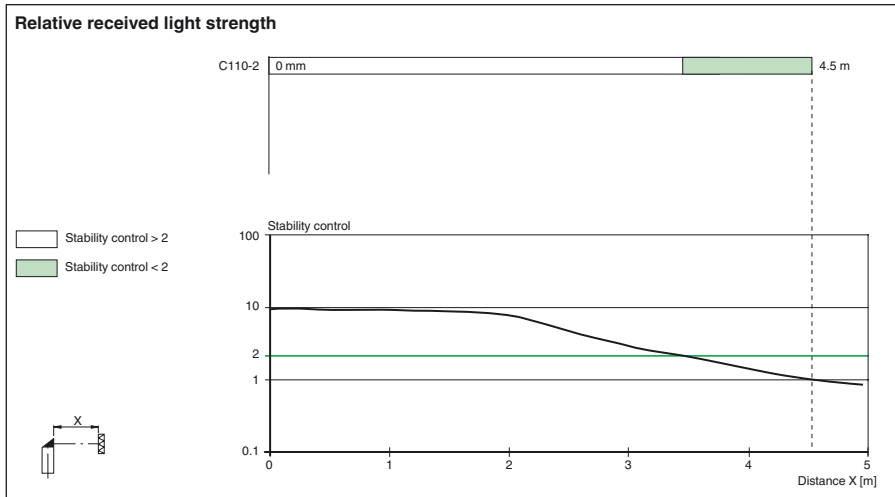
V124-G-YE2M-PVC

Connecting cable, 1/2" - 20 UNF, 4-pin, PVC cable

V124-W-YE2M-PVC

Connecting cable, 1/2" - 20 UNF, 4-pin, PVC cable

Other suitable accessories can be found at www.pepperl-fuchs.com



Release date: 2017-03-08 09:07 Date of issue: 2017-03-08 199802_eng.xml

Refer to "General Notes Relating to Pepperl+Fuchs Product Information".

Pepperl+Fuchs Group
www.pepperl-fuchs.com

USA: +1 330 486 0001
fa-info@us.pepperl-fuchs.com

Germany: +49 621 776 4411
fa-info@de.pepperl-fuchs.com

Singapore: +65 6779 9091
fa-info@sg.pepperl-fuchs.com