



**Model Number**

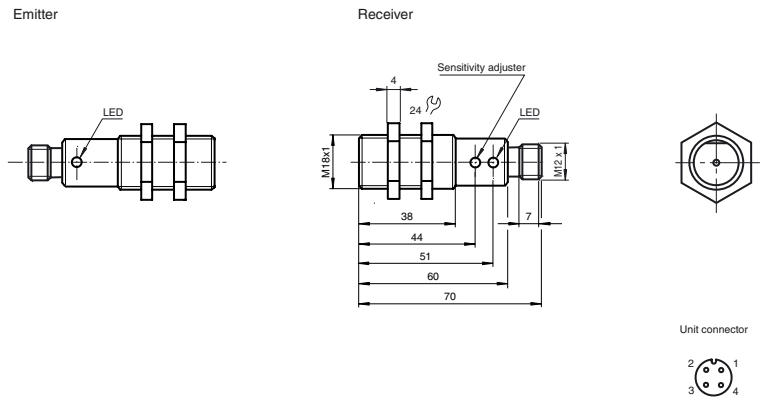
**OBE10M-18GM60-RT-SE5-V1**

Thru-beam sensor  
with 4-pin, M12 x 1 connector

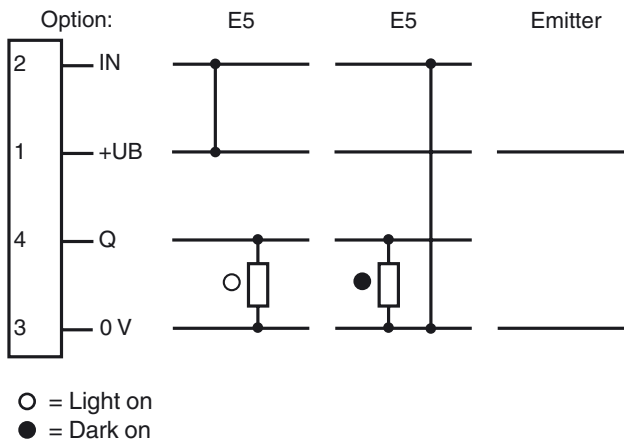
**Features**

- Dual color indication LED
- Light/dark ON, programmable
- Sensitivity adjuster for optimal adaptation to the application
- Protection degree IP67
- Strong metallic housing in cylindrical shape M18 x 1

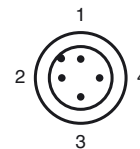
**Dimensions**



**Electrical connection**



**Pinout**



Release date: 2013-05-28 11:49 Date of issue: 2013-05-28 218553\_eng.xml

**Technical data****System components**

Emitter	OBE10M-18GM60-RT-S-V1
Receiver	OBE10M-18GM60-RT-E5-V1

**General specifications**

Effective detection range	0 ... 10 m
Adjustment range	0 ... 10000 mm
Reference target	receiver
Light source	Red , 660 nm
Light type	660 nm visible red light
Approvals	CE, cULus Listed 57M3 (Only in association with UL Class 2 power supply; Type 1 enclosure)
Diameter of the light spot	approx. 600 mm at detection range 10 m
Ambient light limit	10000 Lux

**Indicators/operating means**

Operating display	LED green (emitter)
Function display	Dual color-LED, yellow/green yellow: switching state green: power on flashing: stability control
Controls	sensitivity adjustment

**Electrical specifications**

Operating voltage	$U_B$	10 ... 30 V DC , class 2
Ripple		10 %
No-load supply current	$I_0$	≤ 25 mA (device)
Time delay before availability	$t_v$	≤ 25 ms

**Output**

Switching type	light/dark on electrically switchable	
Signal output	1 PNP output, short-circuit protected, reverse polarity protected, open collector	
Switching voltage	max. 30 V DC	
Switching current	max. 100 mA	
Voltage drop	$U_d$	≤ 2.5 V
Switching frequency	$f$	500 Hz
Response time		1 ms

**Standard conformity**

Standards	EN 60947-5-2
Standards 2	UL 508

**Ambient conditions**

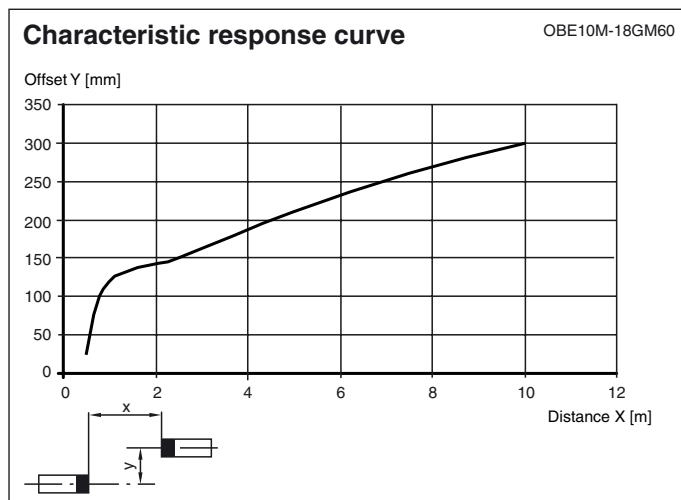
Ambient temperature	-25 ... 55 °C (-13 ... 131 °F)
Storage temperature	-40 ... 70 °C (-40 ... 158 °F)

**Mechanical specifications**

Protection degree	IP67
Connection	connector M12 x 1, 4-pin
Material	
Housing	brass, nickel-plated
Optical face	PC
Mass	45 g per device

**Approvals and certificates**

UL approval	cULus Listed, Type 1 enclosure
CCC approval	CCC approval / marking not required for products rated ≤36 V

**Curves/Diagrams****Accessories****CPZ18B03**

Mounting Bracket with swivel nut

**BF 18**

Mounting flange, 18 mm

**BF 18-F**

Mounting flange with dead stop, 18 mm

**BF 5-30**

Universal mounting bracket for cylindrical sensors with a diameter of 5 ... 30 mm

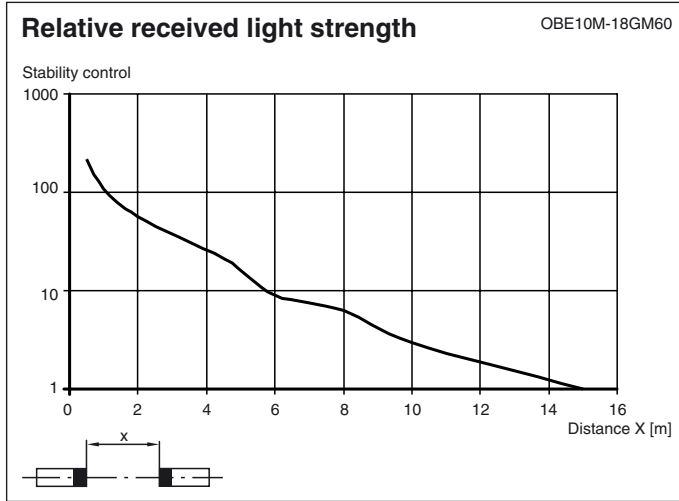
**V1-G-2M-PUR**

Female cordset, M12, 4-pin, PUR cable

**V1-W-2M-PUR**

Female cordset, M12, 4-pin, PUR cable

Other suitable accessories can be found at [www.pepperl-fuchs.com](http://www.pepperl-fuchs.com)



Release date: 2013-05-28 11:49 Date of issue: 2013-05-28 218553\_eng.xml

Refer to "General Notes Relating to Pepperl+Fuchs Product Information".

Pepperl+Fuchs Group  
www.pepperl-fuchs.com

USA: +1 330 486 0001  
fa-info@us.pepperl-fuchs.com

Germany: +49 621 776 4411  
fa-info@de.pepperl-fuchs.com

Singapore: +65 6779 9091  
fa-info@sg.pepperl-fuchs.com