



Model Number

OPC120P-F201-R2

Optical Print Inspector, reads all common 1-D and 2-D codes, detects logos, Ethernet, RS 232, speeds of up to 10 m/s; polarization filter

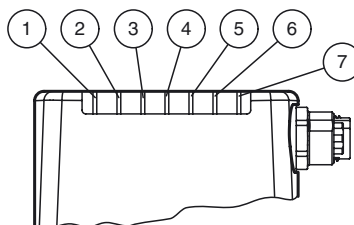
Features

- Reads 1-D and 2-D codes at high speeds of up to 10 m/s at 100 readings/s
- High depth of focus
- Reads barcodes up to 200 mm long
- Code quality index output
- Logo comparison
- Rotary encoder input
- Reliable on reflective surfaces through polarization filter technology
- Presence detection

Function

With the Optical Print Inspector, Pepperl+Fuchs provides the solution to code reading and detection tasks in the field of printing, paper, and packaging. Whether reading 1-D and 2-D codes at high speeds, reading reliably on reflective surfaces and at varying intervals, with overly long barcodes or performing diverse detection tasks with the Optical Print Inspector, you always have the right Vision Sensor at your disposal.

Indicating / Operating means



1	LED DIAG2	yellow
2	LED DIAG1	yellow
3	LED POWER	green
4	LED READY	yellow
5	LED BAD	yellow
6	LED GOOD	yellow
7	LED TRIGGER	yellow

Electrical connection

RS 232



Pin Signal

1	+UB
2	TX RS232
3	GND
4	RX RS232
5	NC

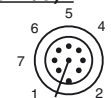
LAN



Pin Signal

1	TX+ Ethernet
2	RX+ Ethernet
3	TX- Ethernet
4	RX- Ethernet

(24 V DC + I/O)



Pin Signal

1	IN Trigger
2	+UB
3	OUT Good
4	OUT Bad
5	IN 1
6	IN Encoder A
7	GND
8	OUT Matchcode

Technical data

General specifications

Light type	Integrated LED lightning (white)
Polarization filter	yes
Symbologies	Data Matrix, Code 39, Code 128, Int 2 of 5, EAN13, Pharma-code
Read distance	70 ... 180 mm Nominal distance: 120 mm
Reading field	Minimum read field: 28 mm x 45 mm Read field at nominal distance: 45 mm x 70 mm Maximum read field: 65 mm x 105 mm
Modul size	Minimum module size: 0.2 mm
Evaluation frequency	up to 100 Hz
Target velocity	triggered ≤ 10 m/s
Data Matrix	
Symbol size	rectangular up to 144 x 144 modules rectangular up to 16 x 48 modules
Data format	ASCII, C40, Text, X12, Edifact, Base 256, all according to ISO 646
Orientation	omnidirectional

Nominal ratings

Camera	
Type	CMOS, Global shutter
Number of pixels	752 x 480 pixels

Gray scale	256
Image recording	real-time , Program-controlled or triggered externally
Functional safety related parameters	
MTTF _d	40.5 a
Mission Time (T _M)	8 a
Diagnostic Coverage (DC)	0 %
Indicators/operating means	
Operation indicator	LED green: Ready for operation
LED indicator	for good/poor reading
Electrical specifications	
Operating voltage	U _B 24 V DC ± 15% , PELV
No-load supply current	I ₀ max. 250 mA
Power consumption	P ₀ 6 W
Interface	
Interface type	serial , RS 232
Transfer rate	max. 115.2 kBit/s
Cable length	max. 30 m
Interface 1	
Interface type	Ethernet
Protocol	TCP/IP
Transfer rate	100 MBit/s
Cable length	max. 30 m
Input	
Input voltage	to be applied externally 24 V ± 15% PELV
Number/Type	Trigger
Input current	approx. 10 mA at 24 V DC
Switching threshold	low: < 10 V, high: > 15 V
Cable length	max. 30 m
Output	
Number/Type	GOOD, BAD, Matchcode
Switching type	PNP
Switching voltage	to be applied externally 24 V ± 15 % PELV
Switching current	100 mA each output
Cable length	max. 30 m
Ambient conditions	
Ambient temperature	0 ... 45 °C (32 ... 113 °F)
Storage temperature	-20 ... 60 °C (-4 ... 140 °F)
Mechanical specifications	
Degree of protection	IP67
Connection	8-pin, M12x1 connector, standard (supply+IO) , 5-pin, M12x1 socket, standard (RS 232) , 4-pin, M12x1 socket, standard (LAN)
Material	
Housing	PC/ABS
Installation	4 x M6 threading
Mass	approx. 160 g
Compliance with standards and directives	
Standard conformity	
Noise immunity	EN 61326-1:2006
Emitted interference	EN 61000-6-4:2007/A1:2011
Degree of protection	EN 60529
Laser class	IEC 60825-1:2007
Approvals and certificates	
UL approval	cULus Listed, General Purpose, Class 2 Power Source, Type 1 enclosure
CCC approval	CCC approval / marking not required for products rated ≤36 V
Approvals	CE

Accessories

V19-G-2M-PUR-ABG

Female cordset, M12, 8-pin, shielded, PUR cable

V15S-G-5M-PUR-ABG

Male cordset, M12, 5-pin, shielded, PUR cable

V1SD-G-2M-PUR-ABG-V45-G

Connection cable, M12 to RJ-45, PUR cable 4-pin, CAT5e

V1SD-G-2M-PUR-ABG-V45X-G

Connection cable, M12 to RJ-45, PUR cable 4-pin, CAT5e

V19-G-ABG-PG9

Female connector, M12, 8-pin, shielded, field attachable

V19-G-0,2M-YOPC-0,2M-V1S/V31-G

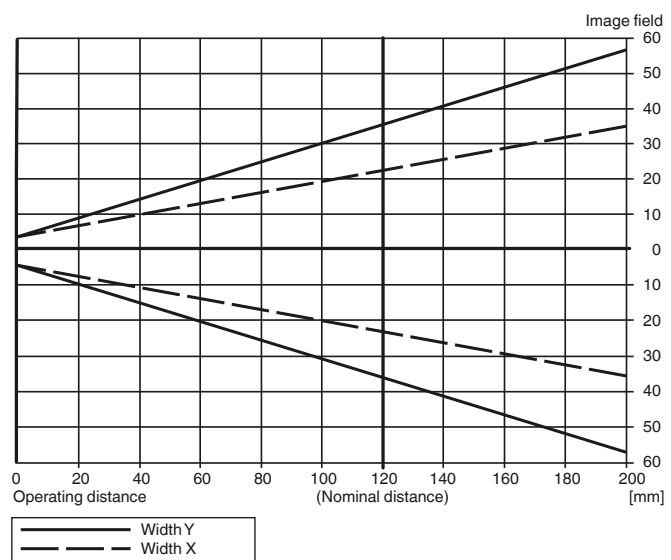
Y connection cable

Other suitable accessories can be found at www.pepperl-fuchs.com

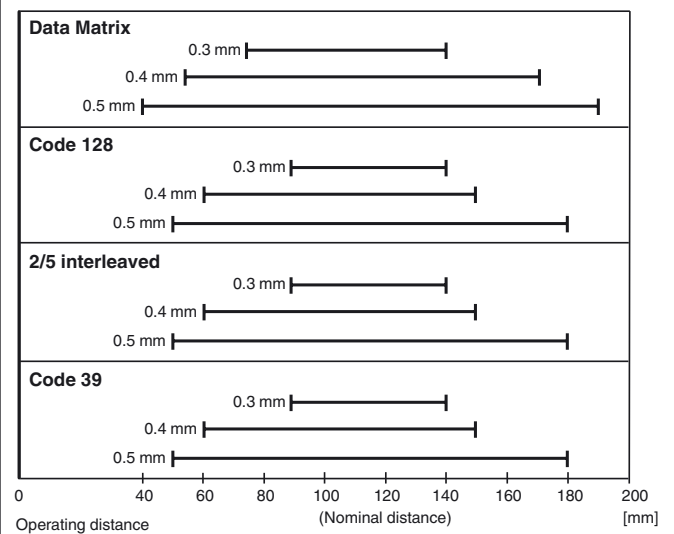


Curves / Diagrams

Image field dimensions



Read ranges





Dimensions

