

**Features**

- Protection module for 2 signal lines
- Nominal voltage 1 V DC
- Protection module for grounded signal lines
- Max. surge current (8/20 μs) 20 kA
- Uninterruptable operation (auto reset)
- Status indication output
- Mounting on base module, pluggable
- Up to SIL 3 acc. to IEC 61508

**Function**

The protection module limits induced transients of different causes, e. g. lightning or switching operations. The limitation is achieved by diverting the current to earth and limiting the signal circuit voltage during the duration of the overvoltage pulse.

The device has LEDs for the status indication. If required, this status is transferred to the corresponding function module via a status indication output.

The device is HART transparent.

The device is inserted onto the base module and forms the surge protection barrier together with the base module.

The device can be replaced without tools by a locking lever.

**Assembly**

Front view

Connection  
Status indication output



LED red:  
Fault

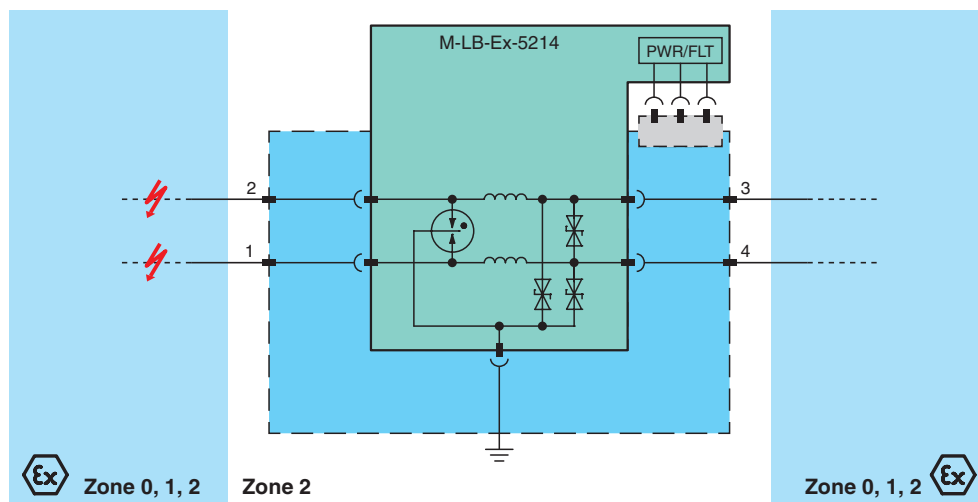
LED yellow:  
Maintenance

LED green:  
Power supply






**SIL 3**

**Connection**



Release date 2019-01-28 16:50 Date of issue 2019-01-28 256922\_eng.xml

Refer to "General Notes Relating to Pepperl+Fuchs Product Information".

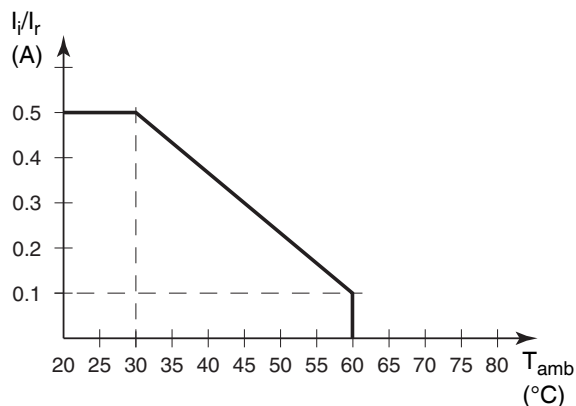
<b>General specifications</b>	
Number of protected signal lines	2
Topology	grounded
<b>Functional safety related parameters</b>	
Safety Integrity Level (SIL)	SIL 3
<b>Supply</b>	
Connection	via Universal Power Rail M-UPR-03-S
Nominal voltage	see power feed module M-LB-5300
Current	≤ 8 mA
<b>Electrical specifications</b>	
Connection	protected area: terminals 3, 4 unprotected area: terminals 1, 2
Rated current $I_r$	500 mA , restrictions see derating characteristics
Leakage current	< 10 $\mu$ A at 1 V and 25 °C (77 °F) , line-line
Nominal voltage	1 V DC
Maximum continuous operating voltage $U_c$	6 V DC
Series resistance	≤ 0.5 $\Omega$ per line at 25 °C (77 °F)
Impulse rating	1 kV/0.5 kA (category C1) 10 kV/5 kA (category C2) 1 kA (category D1)
Impulse discharge current (10/350 $\mu$ s) $I_{imp}$	1 kA per line (2x)
Nominal discharge current (8/20 $\mu$ s) $I_n$	5 kA per line (10x)
Rated surge current (8/20 $\mu$ s) $I_{SM}$	10 kA per line (1x)
Total discharge current (8/20 $\mu$ s) $I_{total}$	20 kA (1x)
Voltage protection level $U_p$	≤ 12 V line-line for nominal discharge current $I_n$ ≤ 31 V line-earth for nominal discharge current $I_n$
Impulse reset time	< 500 ms
Insertion loss	≤ 0.05 dB, at 0 ... 4 kHz, in 600 $\Omega$ -System ≤ 3 dB, at 0 ... 350 kHz, in 100 $\Omega$ -System
<b>Output</b>	
Additional functions	
Status indication	fault and maintenance signal via Universal Power Rail M-UPR-03-S
<b>Galvanic isolation</b>	
Signal lines/fault indication output	reinforced insulation according to IEC/EN 61010-1, rated insulation voltage 300 $V_{eff}$
Signal lines/power supply	reinforced insulation according to IEC/EN 61010-1, rated insulation voltage 300 $V_{eff}$
<b>Indicators/settings</b>	
Display elements	LED PWR (power supply), green LED LED FLT (fault signal), red LED LED CHK (maintenance signal), yellow LED
<b>Directive conformity</b>	
Electromagnetic compatibility Directive 2014/30/EU	EN 61326-1:2013 (industrial locations)
<b>Conformity</b>	
Degree of protection	IEC 60529:2013
Functional safety	IEC/EN 61508:2010
Surge protective devices for low voltage	EN 61643-21:2001+A1:2009+A2:2013 IEC 61643-21:2001+A1:2008+A2:2012
<b>Ambient conditions</b>	
Ambient temperature	-40 ... 60 °C (-40 ... 140 °F) Observe the temperature range limited by derating, see section derating.
Storage temperature	-40 ... 85 °C (-40 ... 185 °F)
Relative humidity	max. 95 % , without condensation
<b>Mechanical specifications</b>	
Degree of protection	IP20
Mass	approx. 20 g
Dimensions	6.2 x 77 x 79 mm
Mounting	pluggable in base module for mounting on 35 mm DIN mounting rail
<b>Data for application in connection with hazardous areas</b>	
EU-Type Examination Certificate	BVS 17 ATEX E 069 X
Marking	 II 3(1)G Ex ec [ia Ga] IIC T4 Gc  II (1)D [Ex ia Da] IIIC  I (M1) [Ex ia Ma] I
Voltage $U_i$	6 V
Current $I_i$	500 mA , restrictions see derating characteristics

Release date 2019-01-28 16:50 Date of issue 2019-01-28 256922\_eng.xml

Refer to "General Notes Relating to Pepperl+Fuchs Product Information".

Internal capacitance	$C_i$	negligible
Internal inductance	$L_i$	36 $\mu$ H
Supply		
Maximum safe voltage	$U_m$	60 V AC/DC (Attention! The rated voltage can be lower.)
Fault indication output		
Maximum safe voltage	$U_m$	60 V AC/DC (Attention! The rated voltage can be lower.)
Galvanic isolation		
Signal lines/fault indication output		safe electrical isolation acc. to IEC/EN 60079-11, voltage peak value 375 V
Signal lines/power supply		safe electrical isolation acc. to IEC/EN 60079-11, voltage peak value 375 V
Directive conformity		
Directive 2014/34/EU		EN 60079-0:2012+A11:2013 , EN 60079-7:2015 , EN 60079-11:2012
<b>International approvals</b>		
IECEX approval		
IECEX certificate		IECEX BVS 17.0061X
IECEX marking		Ex ec [ia Ga] IIC T4 Gc [Ex ia Da] IIIC [Ex ia Ma] I
<b>General information</b>		
Supplementary information		Observe the certificates, declarations of conformity, instruction manuals, and manuals where applicable. For information see <a href="http://www.pepperl-fuchs.com">www.pepperl-fuchs.com</a> .
<b>Accessories</b>		
Designation		system components: - base module with screw terminals M-LB-Ex-5000 - base module with spring terminals M-LB-Ex-5000.SP - power feed module M-LB-5300 - fault status module M-LB-5400 - maintenance status module M-LB-5500 - universal power rail M-UPR-03-S - place holder module M-LB-Ex-5900 - insulation spacer M-UPR-I

### Derating of the Rated Current



*In the case of a short circuit, the rated current must not be exceeded.*

Release date 2019-01-28 16:50 Date of issue 2019-01-28 256922\_eng.xml

Refer to "General Notes Relating to Pepperl+Fuchs Product Information".

Pepperl+Fuchs Group  
www.pepperl-fuchs.com

USA: +1 330 486 0002  
pa-info@us.pepperl-fuchs.com

Germany: +49 621 776 2222  
pa-info@de.pepperl-fuchs.com

Singapore: +65 6779 9091  
pa-info@sg.pepperl-fuchs.com