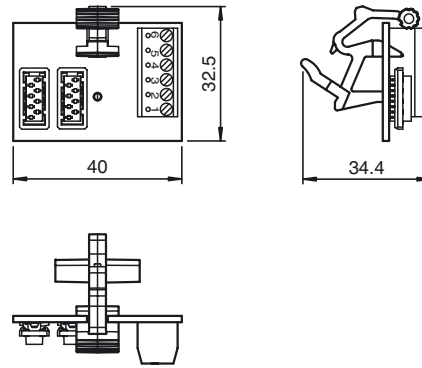




Dimensions



Model Number

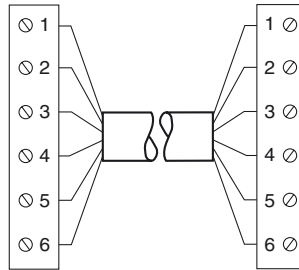
DoorScan Adapter
Accessory DGE

Features

- Cable adapter for configurable Door-Scan presence sensor
- Adapter for connecting cables (e.g., to glass doors, existing cables)
- Tool-free module mounting using snap-in mechanism

Electrical connection

Connection Terminals



Release date: 2014-02-17 10:23 Date of issue: 2014-02-25 264990_eng.xml

Refer to "General Notes Relating to Pepperl+Fuchs Product Information".

Pepperl+Fuchs Group
www.pepperl-fuchs.com

USA: +1 330 486 0001
fa-info@us.pepperl-fuchs.com

Germany: +49 621 776 4411
fa-info@de.pepperl-fuchs.com

Singapore: +65 6779 9091
fa-info@sg.pepperl-fuchs.com

Technical data

Ambient conditions

Ambient temperature -30 ... 60 °C (-22 ... 140 °F)

Mechanical specifications

Degree of protection IP54 (iwhen mounted)
 Connection plug strip 6-pin , socket 8-pin , solder pins 8-pin
 Mass approx. 18 g

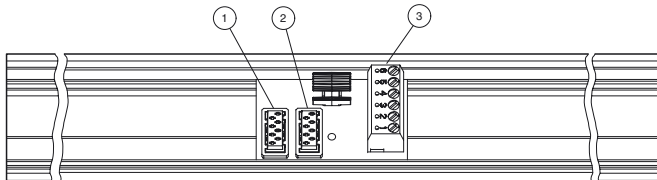
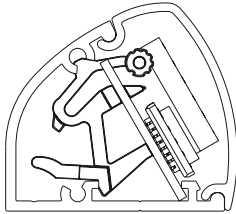
General information

Scope of delivery 2 x Adapter

Functional Description

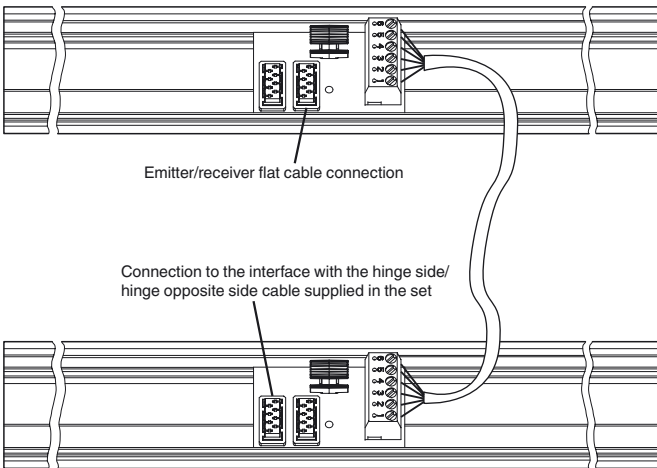
The DoorScan adapter facilitates simple mounting of two DoorScan modules facing one another on revolving doors. The adapter is recommended if it is not possible to run a duct through the door panel (fire door, etc.) or if a cable is to be used that has already been installed.

Board Mounting



- 1 PCB terminal strip, connection to interface
- 2 PCB socket, emitter/receiver flat cable connection
- 3 Terminal for customer double-ended cordset

Cable Mounting



Use a cable with at least six strands.
 The core cross-section can be 0.128 mm² ... 1.0 mm² (~AWG 18)
 Use cable with a maximum length of 1.5 m
 Cover flexible stranded wires with wire end ferrules

Release date: 2014-02-17 10:23 Date of issue: 2014-02-25 264990_eng.xml