

**Features**

- 1-channel signal conditioner
- 24 V DC supply
- Input 2-wire transmitters
- Dual output 0/4 mA ... 20 mA
- Signal splitter (1 input and 2 outputs)
- Accuracy 0.1 %
- Connection via screw terminals

**Function**

This signal conditioner provides the galvanic isolation between field circuits and control circuits.

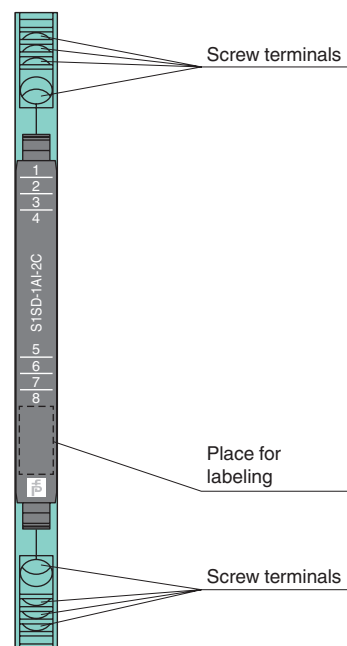
The device supplies 2-wire transmitter.

At the output the signal is available as two 0/4 mA ... 20 mA signals.

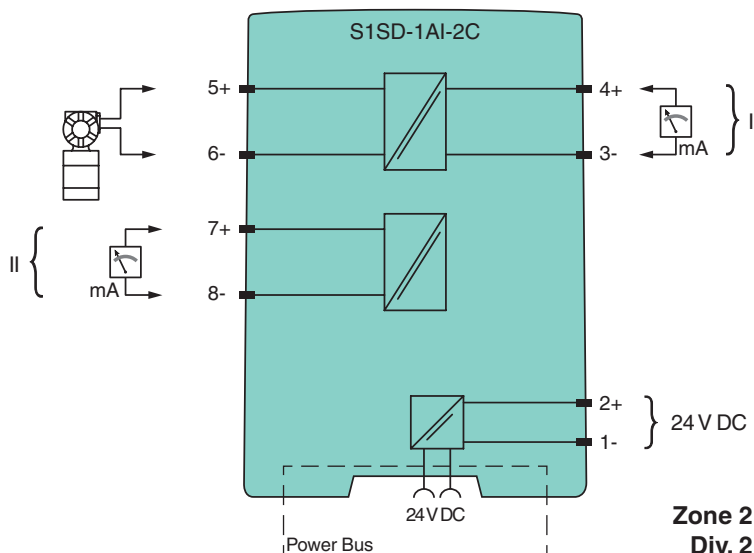
The device can be powered via terminals or Power Bus.

**Assembly**

Front view




**Connection**



Zone 2  
Div. 2

Release date 2017-12-20 10:44 Date of issue 2017-12-20 276399\_eng.xml

Refer to "General Notes Relating to Pepperl+Fuchs Product Information".

<b>General specifications</b>	
Signal type	Analog input
<b>Supply</b>	
Connection	Power Bus or terminals 1-, 2+
Rated voltage $U_r$	16.8 ... 31.2 V DC
Power dissipation	0.8 W
Power consumption	1.4 W
<b>Input</b>	
Connection side	field side
Connection	terminals 5+, 6-
Input signal	0/4 ... 20 mA
Open circuit voltage/short-circuit current	$\leq 22 \text{ V} / 35 \text{ mA}$
Input resistance	$\leq 25 \Omega$
Transmission range	linearity range: -1 ... 110 %
Available voltage	16 V at 20 mA
<b>Output</b>	
Connection side	control side
Ripple	$\leq 10 \text{ mV}_{\text{eff}}$
<b>Output I</b>	
Connection	terminals 3-, 4+
Output signal	0/4 ... 20 mA, load $\leq 300 \Omega$
<b>Output II</b>	
Connection	terminals 7+, 8-
Output signal	0/4 ... 20 mA, load $\leq 300 \Omega$
<b>Transfer characteristics</b>	
Accuracy	$\leq 0.1 \%$ of full-scale value
Influence of ambient temperature	$< 100 \text{ ppm/K}$ of full-scale value
Frequency range	0 ... 100 Hz
Rise time/fall time	$\leq 3.5 \text{ ms}$
<b>Galvanic isolation</b>	
Output/power supply	safe electrical isolation by reinforced insulation according to IEC/EN 61010-1, rated insulation voltage $300 \text{ V}_{\text{eff}}$ test voltage 3 kV, 50 Hz, 1 min
Input/Other circuits	safe electrical isolation by reinforced insulation according to IEC/EN 61010-1, rated insulation voltage $300 \text{ V}_{\text{eff}}$ test voltage 3 kV, 50 Hz, 1 min
Output I/II	safe electrical isolation by reinforced insulation according to IEC/EN 61010-1, rated insulation voltage $300 \text{ V}_{\text{eff}}$ test voltage 3 kV, 50 Hz, 1 min
<b>Indicators/settings</b>	
Labeling	space for labeling at the front
<b>Directive conformity</b>	
Electromagnetic compatibility	
Directive 2014/30/EU	EN 61326-1:2013 (industrial locations)
<b>Conformity</b>	
Degree of protection	IEC 60529:2001
Protection against electrical shock	EN 61010-1:2010
<b>Ambient conditions</b>	
Ambient temperature	-25 ... 70 °C (-13 ... 158 °F)
Storage temperature	-40 ... 85 °C (-40 ... 185 °F)
Damaging gas	designed for operation in environmental conditions acc. to ISA-S71.04-1985, severity level G3
<b>Mechanical specifications</b>	
Degree of protection	IP20
Connection	screw terminals
Core cross-section	0.5 ... 2.5 mm <sup>2</sup> (20 ... 14 AWG)
Mass	approx. 70 g
Dimensions	6.2 x 97 x 107 mm (0.24 x 3.82 x 4.21 inch) , housing type S1
Mounting	on 35 mm DIN mounting rail acc. to EN 60715:2001
<b>Data for application in connection with hazardous areas</b>	
Certificate	DEMKO 16 ATEX 1750X
Marking	 II 3G Ex nA IIC T4 Gc
Directive conformity	
Directive 2014/34/EU	EN 60079-0:2012+A11:2013 , EN 60079-15:2010
<b>International approvals</b>	
UL approval	E106378
IECEx approval	IECEx UL 16.0116X

Release date 2017-12-20 10:44 Date of issue 2017-12-20 276399\_eng.xml

Refer to "General Notes Relating to Pepperl+Fuchs Product Information".

Pepperl+Fuchs Group  
www.pepperl-fuchs.com

USA: +1 330 486 0002  
pa-info@us.pepperl-fuchs.com

Germany: +49 621 776 2222  
pa-info@de.pepperl-fuchs.com

Singapore: +65 6779 9091  
pa-info@sg.pepperl-fuchs.com

Approved for	Ex nA IIC T4 Gc
<b>General information</b>	
Supplementary information	Observe the certificates, declarations of conformity, instruction manuals, and manuals where applicable. For information see <a href="http://www.pepperl-fuchs.com">www.pepperl-fuchs.com</a> .
<b>Accessories</b>	
Optional accessories	power feed module S1SD-2PF Power Bus POWERBUS-SETL5.*** Power Bus POWERBUS-SETH5.*** cover for DIN mounting rail POWERBUS-COV.250 end cap POWERBUS-CAP

Release date 2017-12-20 10:44 Date of issue 2017-12-20 276399\_eng.xml

Refer to "General Notes Relating to Pepperl+Fuchs Product Information".

Pepperl+Fuchs Group  
www.pepperl-fuchs.com

USA: +1 330 486 0002  
pa-info@us.pepperl-fuchs.com

Germany: +49 621 776 2222  
pa-info@de.pepperl-fuchs.com

Singapore: +65 6779 9091  
pa-info@sg.pepperl-fuchs.com