



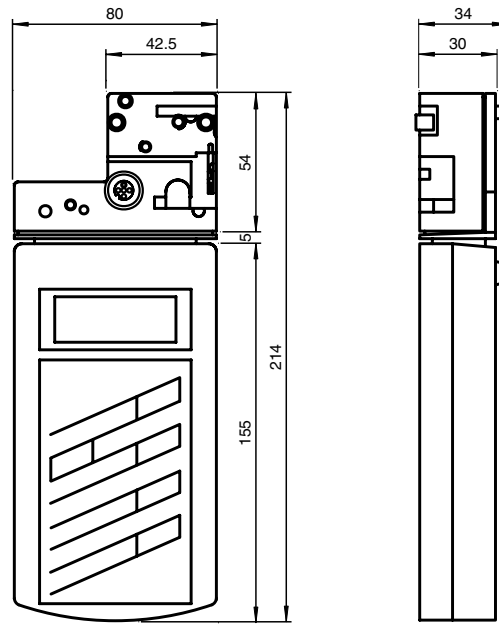
Model number

VBP-HH1-V3.0-110V
AS-Interface Handheld

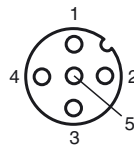
Features

- Addressing and programming AS-Interface slaves
- Displaying the assigned slave addresses and the status of the inputs
- Setting outputs at the AS-Interface slave
- Also supports profiles S-7.7.A.7 (Spec 3.0), S-0.B and S-7.B (AS Interface Safety at Work)
- The slave connection is short-circuit and overload proof
- Battery charger included with delivery

Dimensions

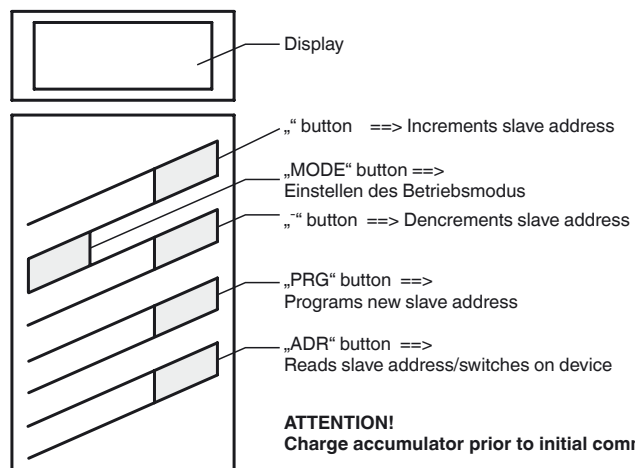


Electrical connection



- 1 AS-Interface +
- 2 Digital input for optical addressing adapters
- 3 AS-Interface -
- 4 Digital output for optical addressing adapters
- 5 Voltage supply for optical addressing adapters

Indicating / Operating means



ATTENTION!
Charge accumulator prior to initial commissioning.

Technical data

General specifications

AS-Interface specification	V3.0
Operating mode	Plug-in charging unit, 120 V AC, included with delivery

Indicators/operating means

Display	LC display
Keyboard	membrane keys, 5 keys

Electrical specifications

Release date: 2017-06-23 15:45 Date of issue: 2017-06-23 279455_eng.xml

Operating duration	8 h or ≥ 250 read/write procedures for fully charged battery
Power supply	battery mode, please use only battery charger included with delivery to charge (charging time about 14 h)
Interface	
Interface type	AS-Interface, short-circuit proof and overload-proof, or optical
Open loop voltage	28 V
Load current	100 mA at 25 V
Directive conformity	
Electromagnetic compatibility	
Directive 2014/30/EU	EN 61326-1:2013
Standard conformity	
Degree of protection	EN 60529:2000
Electrical safety	Plug-in charging unit UL 1310
Emitted interference	EN 61326-1:2013
Noise immunity	EN 61326-1:2013
Ambient conditions	
Ambient temperature	0 ... 40 °C (32 ... 104 °F)
Storage temperature	-20 ... 40 °C (-4 ... 104 °F)
Mechanical specifications	
Degree of protection	IP20
Material	
Housing	plastic
Mass	approx. 610 g

Function

The AS-Interface Handheld VBP-HH1-V3.0 is an addressing device according to the AS-Interface specification 3.0.

This addressing device can be used to program AS-Interface slaves and to test part of their functions.

In addition, new functions have been incorporated:

- Permanent data exchange with AS-Interface slaves
- Support of the data exchange with 4E4A slaves in ext. addressing mode
- Indication of the safety code for AS-Interface Safety-at-Work slaves

The AS-Interface connection adapter on the top of the addressing device is used for connecting AS-Interface slaves (sensors, actuators and modules) to the addressing device. The following devices and designs can be connected to the addressing device by directly plugging it onto the AS-Interface connection adapter:

Devices with M12 connector, VariKont M-system, VariKont system, FP design, AS-Interface modules of the types G1 and G4.

For device designs with integrated addressing socket, please use the optional adapter cable.

Accessories

VAZ-PK-1,5M-V1-G

Adapter cable module/hand-held programming device

V1S-TEE-V1/V1S

T-Distributor, M12 connector to M12 socket/connector

VAZ-PK-FK-0,2M-V1-W

Adapter cable G10 module/hand-held programming device

VAZ-9VDC-CHRG-115VAC

Power Supply

VAZ-PK/G20-1M-V1-G

Adapter cable G20 module/hand-held programming device