



Model number

ICA-16DI-G60A-IO

I/O hub with IO-Link interface for 16 digital inputs

Features

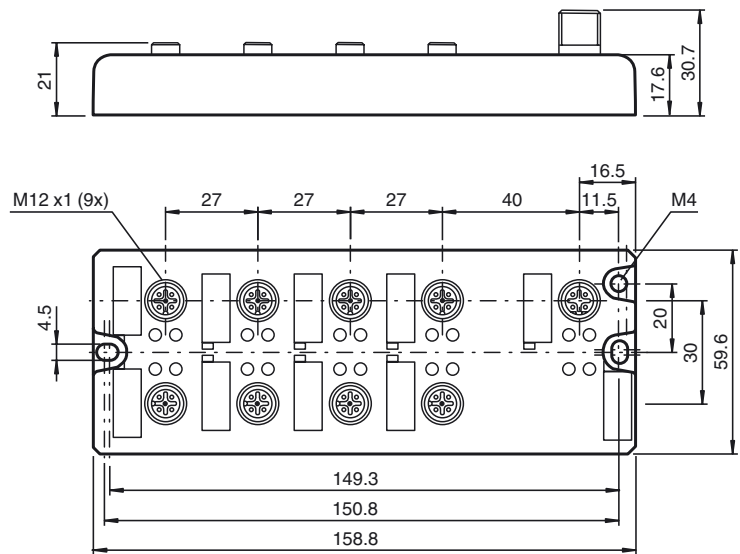
- Sturdy metallic housing
- IO-link interface for service and process data
- 16 digital inputs
- Logic level can be configured per port
- Filter time can be configured per port
- Pulse extension can be configured per port

Accessories

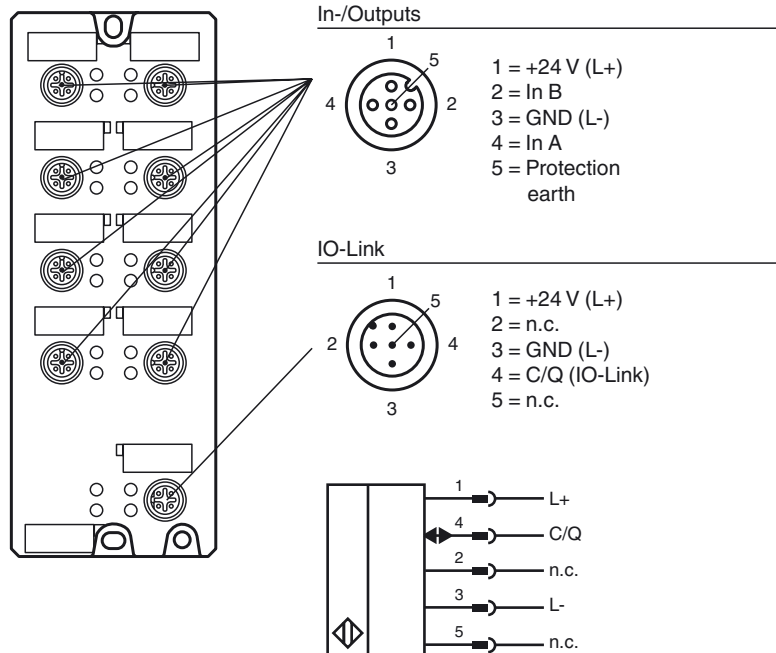
MH V1-SCREWDRIVER
torque screwdriver (0.6 Nm)

MH V1-BIT M12
plug-in cap M12

Dimensions



Electrical connection



Release date: 2019-01-07 13:47 Date of issue: 2019-01-07 313335_eng.xml

Refer to "General Notes Relating to Pepperl+Fuchs Product Information".

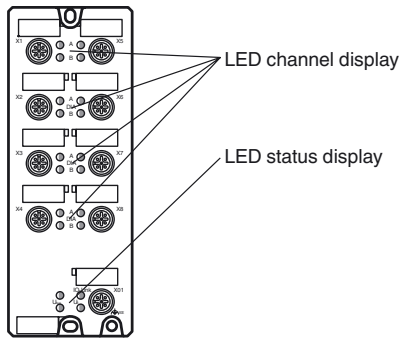
Pepperl+Fuchs Group
www.pepperl-fuchs.com

USA: +1 330 486 0001
fa-info@us.pepperl-fuchs.com

Germany: +49 621 776 4411
fa-info@de.pepperl-fuchs.com

Singapore: +65 6779 9091
fa-info@sg.pepperl-fuchs.com

Indicating / Operating means



Technical data

General specifications

UL File Number	E223772
----------------	---------

Functional safety related parameters

MTTF _d	2111 a
-------------------	--------

Indicators/operating means

LED IO-Link	Green: module is switched on, no communication Flashing green: communication OK Red: signal line overload
LED A	Orange: status indicator channel A Red: peripheral error
LED B	White: status indicator channel B Red: peripheral error
LED U _S	Green: system/sensor supply voltage OK Red: system/sensor supply voltage < 18 V Flashing red: sensor supply voltage overload

Electrical specifications

Rated operating voltage	U _e	18 ... 30 V
Nominal voltage		24 V DC
Nominal current		4 A
Current consumption		typ. 80 mA

Interface

Interface type	IO-Link
Device profile	Identification and Diagnosis
Transfer rate	COM 3 (230.4 kBaud)
IO-Link Revision	1.1
Min. cycle time	2 ms
Process data width	Input 4 Byte Output 4 Byte
SIO mode support	no
Device ID	0x0F0201 (983553)
Compatible master port type	A

Input

Number/Type	16 digital inputs 5-wire PNP, DC, supply from U _S Type 1 according to IEC 61131-2
Sensor supply	Depending on the IO-Link master, max. 500 mA per module

Directive conformity

Electromagnetic compatibility	
Directive 2014/30/EU	EN 61000-6-2:2005, EN 61000-6-4:2007+A1:2011

Standard conformity

Degree of protection	EN 60529:2000
Fieldbus standard	Type 1 according to IEC 61131-2
Emitted interference	EN 61000-6-2:2005
Noise immunity	EN 61000-6-4:2007+A1:2011

Ambient conditions

Ambient temperature	-20 ... 70 °C (-4 ... 158 °F)
Storage temperature	-25 ... 85 °C (-13 ... 185 °F)
Relative humidity	max. 95 %
Altitude	0 ... 2000 m
Shock and impact resistance	50 g, 11 ms, all axes
Vibration resistance	15 g / 5 ... 500 Hz
Pollution degree	3

Mechanical specifications

Degree of protection	IP65/IP67/IP69K
----------------------	-----------------



Connection	Power supply/IO-Link M12, A-coded Inputs/Outputs M12, A-coded
Material	
Contacts	CuSn, gold-plated CuNi, gold-plated
Housing	Diecast zinc
Plastic parts	PA
Seal	FKM
Mass	390 g
Construction type	Field housing

Release date: 2019-01-07 13:47 Date of issue: 2019-01-07 313335_eng.xml

Refer to "General Notes Relating to Pepperl+Fuchs Product Information".

Pepperl+Fuchs Group
www.pepperl-fuchs.com

USA: +1 330 486 0001
fa-info@us.pepperl-fuchs.com

Germany: +49 621 776 4411
fa-info@de.pepperl-fuchs.com

Singapore: +65 6779 9091
fa-info@sg.pepperl-fuchs.com