

Features

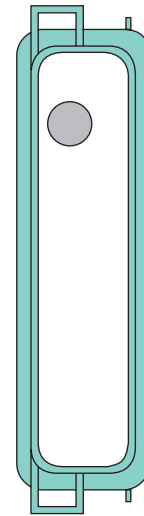
- Terminated bus, service bus
- Installation in suitable enclosures in Zone 1
- Module can be exchanged under voltage in Zone 1 (hot swap; be aware bus operation may be affected)

Function

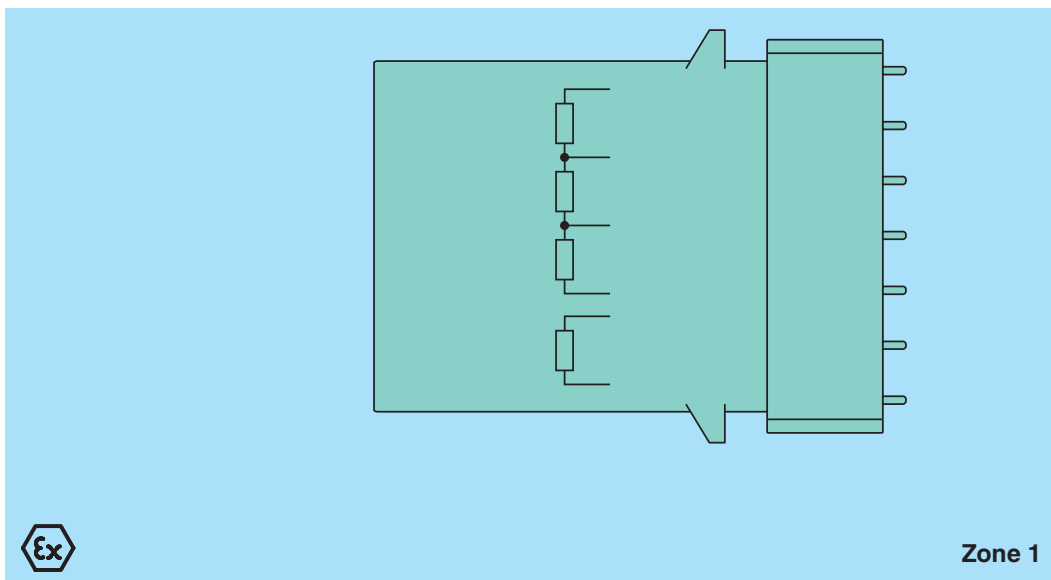
The device acts as a bus termination resistor to ensure signals are not reflected at the end of the line.
It must be used in each last station of a bus line.

Assembly

Front view



Connection



Release date 2018-10-02 14:01 Date of issue 2018-10-17 542138_eng.xml


Refer to "General Notes Relating to Pepperl+Fuchs Product Information".

Pepperl+Fuchs Group
www.pepperl-fuchs.com

USA: +1 330 486 0002
pa-info@us.pepperl-fuchs.com

Germany: +49 621 776 2222
pa-info@de.pepperl-fuchs.com

Singapore: +65 6779 9091
pa-info@sg.pepperl-fuchs.com

Supply	
Connection	backplane bus
Directive conformity	
Electromagnetic compatibility	
Directive 2014/30/EU	EN 61326-1
Conformity	
Electromagnetic compatibility	NE 21
Degree of protection	IEC 60529
Environmental test	EN 60068-2-14
Shock resistance	EN 60068-2-27
Vibration resistance	EN 60068-2-6
Damaging gas	EN 60068-2-42
Relative humidity	EN 60068-2-56
Ambient conditions	
Ambient temperature	-20 ... 60 °C (-4 ... 140 °F)
Storage temperature	-25 ... 85 °C (-13 ... 185 °F)
Relative humidity	95 % non-condensing
Shock resistance	shock type I, shock duration 11 ms, shock amplitude 15 g, number of shocks 18
Vibration resistance	frequency range 10 ... 150 Hz; transition frequency: 57.56 Hz, amplitude/acceleration ± 0.075 mm/1 g; 10 cycles frequency range 5 ... 100 Hz; transition frequency: 13.2 Hz amplitude/acceleration ± 1 mm/0.7 g; 90 minutes at each resonance
Damaging gas	designed for operation in environmental conditions acc. to ISA-S71.04-1985, severity level G3
Mechanical specifications	
Degree of protection	IP20 (module) , a separate housing is required acc. to the system description
Mass	approx. 350 g
Dimensions	28 x 107 x 132 mm (1.1 x 4.2 x 5.2 inch)
Data for application in connection with hazardous areas	
EU-Type Examination Certificate	PTB 97 ATEX 1074 U
Marking	 II 2 G Ex d IIC
Directive conformity	
Directive 2014/34/EU	EN 60079-0:2009 EN 60079-1:2007 EN 60079-11:2007 EN 60079-26:2007 EN 61241-11:2006
International approvals	
Marine approval	
Bureau Veritas Marine	22449/B0 BV
General information	
System information	The module has to be mounted in appropriate backplanes (FB92**) in Zone 1, 2, or outside hazardous areas. Observe the corresponding EC-type examination certificate.
Supplementary information	EC-Type Examination Certificate, Statement of Conformity, Declaration of Conformity, Attestation of Conformity and instructions have to be observed where applicable. For information see www.pepperl-fuchs.com .

Release date 2018-10-02 14:01 Date of issue 2018-10-17 542138_eng.xml