

**Features**

- Max. 24 slots for I/O modules
- Installation in Zone 1 and Zone 21
- Impact resistance enclosure, IP66/NEMA 4X
- Consisting of redundancy unit and base unit
- Redundancy (field bus and power supply)
- For PROFIBUS DP, PROFIBUS DP V1 and MODBUS RTU
- Packaged certified solution
- Standard enclosure for FB-System

**Function**

This field unit is designed to meet the requirements of the most demanding hazardous area and industrial environmental applications.

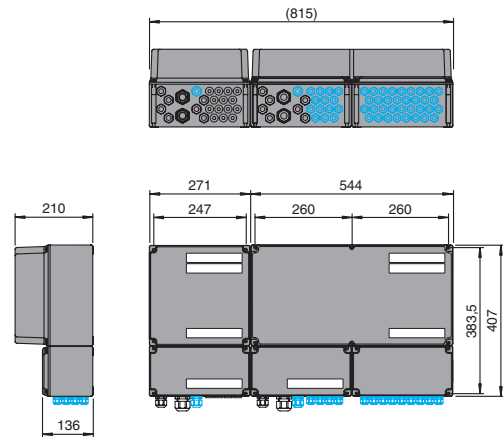
Glass fiber-reinforced polyester provides corrosion resistance. It is easy to modify and light weight. The surface resistance avoids electrostatic charge.

It is equipped with plug-in slots for 24 dual width I/O modules or 48 single width I/O modules.

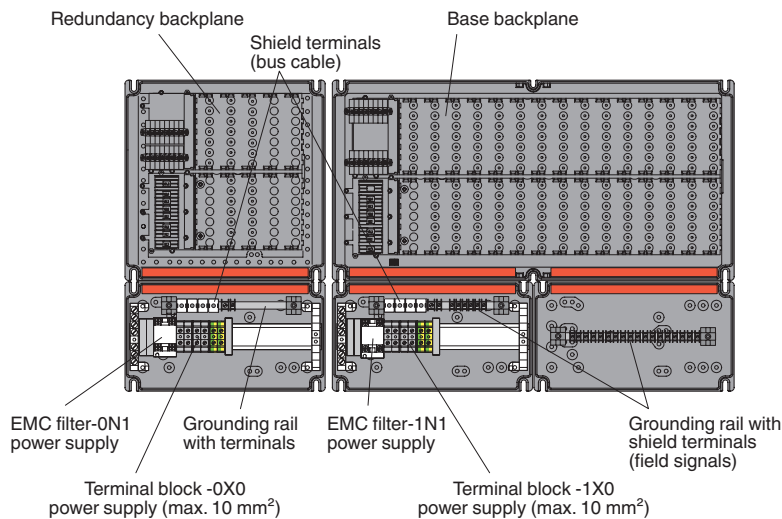
Any I/O module can be inserted into any slot, enabling a mixture of I/O types in one field unit.

The fieldbus and power supply are equipped with redundant connections.

**Assembly**



**Connection**



Drawn without cover and cable glands!

Release date 2017-10-23 11:28 Date of issue 2017-10-23 542190\_eng.xml



Refer to "General Notes Relating to Pepperl+Fuchs Product Information".

Pepperl+Fuchs Group  
www.pepperl-fuchs.com

USA: +1 330 486 0002  
pa-info@us.pepperl-fuchs.com

Germany: +49 621 776 2222  
pa-info@de.pepperl-fuchs.com

Singapore: +65 6779 9091  
pa-info@sg.pepperl-fuchs.com

<b>Slots</b>	
Bus coupler	2
Bus termination	2
Supply	2
I/O modules (single width)	max. 24
I/O modules (dual width)	max. 12
<b>Supply</b>	
Connection	screw terminals, max. 10 mm <sup>2</sup>
Rated voltage $U_r$	24 V DC/115 V AC/230 V AC , depends on power supply
Redundancy	yes
<b>Fieldbus interface</b>	
Fieldbus type	PROFIBUS DP/DP-V1 or MODBUS RTU , depends on bus coupler
Connection	spring terminal, max. 2.5 mm <sup>2</sup>
Redundancy	yes
<b>Directive conformity</b>	
Electromagnetic compatibility	
Directive 2014/30/EU	EN 61326-1
<b>Conformity</b>	
Degree of protection	EN 60529
Impact resistance	EN 60079-0
<b>Ambient conditions</b>	
Ambient temperature	-20 ... 40 °C (-4 ... 104 °F) higher temperature range possible by individual assessment of the module assembly
Storage temperature	-25 ... 70 °C (-13 ... 158 °F)
Relative humidity	< 75 % (annual mean) < 95 % (30 d/year), no moisture condensation
Shock resistance	shock type I, shock duration 11 ms, shock amplitude 15 g, number of shocks 18
Vibration resistance	frequency range 10 ... 150 Hz; transition frequency: 57.56 Hz, amplitude/acceleration ± 0.075 mm/1 g; 10 cycles frequency range 5 ... 100 Hz; transition frequency: 13.2 Hz amplitude/acceleration ± 1 mm/0.7 g; 90 minutes at each resonance
Impact resistance	7J
<b>Mechanical specifications</b>	
Enclosure cover	detachable cover with retaining screws
Degree of protection	IP66, NEMA 4X
Cable entry	power supply (Ex e): 4 (2 x 2) x M25 system (Ex e): 6 (2 x 3) x M20 system (Ex i): 2 (2 x 1) x M20 bus (Ex e): 8 (2 x 4) x M20 field signals (Ex i): 48 x M16
<b>Material</b>	
Housing	polyester , impact resistant, glass fiber reinforced
Surface	black molded finish (RAL 9005)
Cable gland	Polyamide (PA)
Seal	- housing: silicon, one piece - cable glands: polychloroprene nitril rubber CR/NBR
Material thickness	enclosure body: 4 mm enclosure cover: 3 mm
Mass	approx. 1 x 14 kg + 1 x 6 kg , without modules
Dimensions	(W x H x D) redundancy unit: 271 x 407 x 210 mm (10.7 x 16 x 8.3 inch) base unit: 544 x 407 x 210 mm (21.4 x 16 x 8.3 inch)
Mounting	thru-holes Ø6.5 mm
<b>Data for application in connection with hazardous areas</b>	
EU-Type Examination Certificate	PTB 97 ATEX 1075 X
Marking	 II 2(1)G Ex d e mb [ia Ga/ib] IIC T4 Gb  II 2(1)D Ex tb [ia Da/ib] IIIC T130°C Db
Directive conformity	
Directive 2014/34/EU	EN 60079-0:2012+A11:2013 , EN 60079-1:2007 , EN 60079-7:2007 , EN 60079-11:2012 , EN 60079-18:2009 , EN 60079-31:2014
<b>International approvals</b>	
INMETRO	TÜV 13.1140
Marine approval	
Lloyd Register	15/20021
DNV GL Marine	TAA0000034

Release date 2017-10-23 11:28 Date of issue 2017-10-23 542190\_eng.xml

Refer to "General Notes Relating to Pepperl+Fuchs Product Information".

American Bureau of Shipping	T1450280/UN
<b>General information</b>	
Supplementary information	EC-Type Examination Certificate, Statement of Conformity, Declaration of Conformity, Attestation of Conformity and instructions have to be observed where applicable. For information see <a href="http://www.pepperl-fuchs.com">www.pepperl-fuchs.com</a> .

Release date 2017-10-23 11:28 Date of issue 2017-10-23 542190\_eng.xml

Refer to "General Notes Relating to Pepperl+Fuchs Product Information".

Pepperl+Fuchs Group  
www.pepperl-fuchs.com

USA: +1 330 486 0002  
pa-info@us.pepperl-fuchs.com

Germany: +49 621 776 2222  
pa-info@de.pepperl-fuchs.com

Singapore: +65 6779 9091  
pa-info@sg.pepperl-fuchs.com