

## Datasheet - IFL 15-333-10/01A

Inductive proximity switch / Housing construction form: Block / IFL 333



Preferred typ



- Design 333
- 1 Cable entry M 20 x 1.5
- Thermoplastic enclosure
- AC/DC 2-wire
- Double-insulated

(Minor differences between the printed image and the original product may exist!)

### Ordering details

Product type description	IFL 15-333-10/01A
Article number	101098521
EAN Code	4030661041384
eCl@ss	27-27-01-01

### Approval

Approval



CCC

### Global Properties

Permanent light	IFL - 333
Standards	IEC/EN 60947-5-2; DIN VDE 0660-208
Compliance with the Directives (Y/N)	Yes
Operating resource protection class	Protection class 2
Materials	
- Material of the housings	Plastic
- Material of the cover	Luran
- Material of the active surface	Plastic
Housing coating	None
Housing construction form	Block

Weight 155

## Mechanical data

---

Design of electrical connection	Screw connection
Conductor with strain relief	No
Cable section	
- Min. Cable section	
- Max. Cable section	2 x 1.5
mechanical installation conditions	flush
Switch distance $S_n$	15 mm
Reduction factor 1 met (Y/N)	No
Protection circuit	inductive interference protection, Protection against polarity reversal
Pressure resistant (Y/N)	No
• Wiring compartment	

## Ambient conditions

---

Ambient temperature	
- Min. environmental temperature	-25
- Max. environmental temperature	+70
Protection class	IP65 to IEC/EN 60529

## Electrical data

---

Design of control element	Normally open contact (NO) or Opener (NC)
Number of wire	2
Voltage type	DC, direct current / AC, alternating current
Supply voltage $U_B$	
- Min. supply voltage	15
- Max. supply voltage	250
Switch frequency	approx. 15 HZ
Voltage drop $U_d$	approx. 4 V (300 mA)
Operating current $I_e$	300 mA
No-load current $I_o$	approx. 0,3 mA (24 V)

## Outputs

---

Design of control output	Two-wire
--------------------------	----------

## LED switching conditions display

---

LED switching conditions display (Y/N)	Yes
- yellow LED	

## ATEX

---

Explosion protection categories for gases	None
Explosion protected category for dusts	None

## Dimensions

---

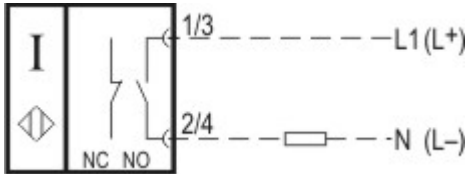
Dimensions of the sensor

- Width of sensor	40
- Height of sensor	112
- Length of sensor	40

## notice

By repositioning the switch 5 different actuating directions can be selected. The selected actuating direction can be marked with a sticker.  
Programmable by repositioning the plug-in jumper at the terminal screws

## Diagram



Note Diagram

- positive break NC contact
- active
- no active
- Normally-open contact
- Normally-closed contact

## Ordering code

IFL (1)-(2)-(3)(4)(5)(6)

(1)	
15	Switch distance 15 mm
20	Switch distance 20 mm
(2)	
333	Block Design, 112 x 40 x 40 mm
(3)	
01	Opener (NC)
10	Normally open contact (NO)
10/01	Normally open contact (NO) / Opener (NC) with Wiring compartment
11	Normally open contact (NO) / Opener (NC) antivalent
(4)	
without	Cable
D	DC 2-wire
A	Alternating current/direct current AC/DC
(5)	
Y	Protection class IP65
Z	Protection class IP67
(6)	
N	n-type
P	p-type

## Documents

Mounting and wiring instructions (de, en, fr) 80 kB, 27.09.2010

Code: m\_f13p01

**Declaration of conformity** (en) 91 kB, 13.04.2017

Code: konfi\_ifl\_en

**Declaration of conformity** (de) 96 kB, 01.07.2016

Code: konfi\_ifl\_de

**CCC certification** (en) 4 MB, 11.07.2018

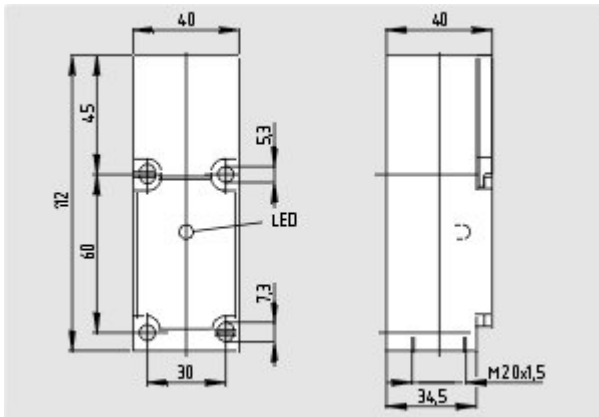
Code: q\_iflp01

**CCC certification** (cn) 4 MB, 11.07.2018

Code: q\_iflp04

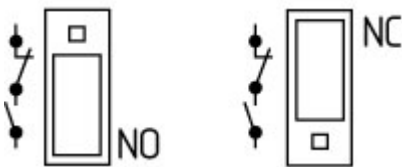
## Images

---



Dimensional drawing (basic component)

---



Operating principle

---

K.A. Schmersal GmbH & Co. KG, Möddinghofe 30, D-42279 Wuppertal

The data and values have been checked thoroughly. Technical modifications and errors excepted.

Generiert am 13.02.2019 - 13:05:55h Kasbase 3.3.0.F.64I