

Datasheet - IFL 8-180M-10P

Inductive proximity switch / Housing construction form: cylinder, thread / IFL - M18



Preferred typ



- Design M 18 x 1
- Thermoplastic enclosure
- DC 3-wire
- miniature body
- Double-insulated

(Minor differences between the printed image and the original product may exist!)

Ordering details

Product type description	IFL 8-180M-10P
Article number	101084078
EAN Code	4030661019208
eCl@ss	27-27-01-01

Global Properties

Permanent light	IFL - M18
Standards	IEC/EN 60947-5-2; DIN VDE 0660-208
Compliance with the Directives (Y/N)	Yes
Operating resource protection class	Protection class 2
Materials	
- Material of the housings	Plastic
- Material of the nuts	Plastic
- Material of the washer	perbunan®
- Material of the cable mantle	PVC
- Material of the active surface	Plastic
Housing coating	None
Housing construction form	cylinder, thread
Weight	90

Mechanical data

Design of electrical connection	Cable
Cable length	2
Conductor with strain relief	No
Conductors	3 x 0,34
mechanical installation conditions	not flush
Switch distance S_n	8 mm
Reduction factor 1 met (Y/N)	No
Protection circuit	inductive interference protection, Protection against polarity reversal, short-circuit and overload proof
Pressure resistant (Y/N)	No
Tightening torque for nuts	A/F 24 max. 300 Ncm

Ambient conditions

Ambient temperature	
- Min. environmental temperature	-25
- Max. environmental temperature	+70
Protection class	IP67 to IEC/EN 60529

Electrical data

Design of control element	Normally open contact (NO)
Number of wire	3
Voltage type	DC, direct current
Supply voltage U_B	
- Min. supply voltage	10
- Max. supply voltage	30
Switch frequency	approx. 400 HZ
Voltage drop U_d	approx. 1.2 V (200 mA)
Operating current I_e	200 mA
No-load current I_o	approx. 3.4 mA (24 V)

Outputs

Design of control output	PNP
--------------------------	-----

LED switching conditions display

LED switching conditions display (Y/N)	Yes
- yellow LED	

ATEX

Explosion protection categories for gases	None
Explosion protected category for dusts	None

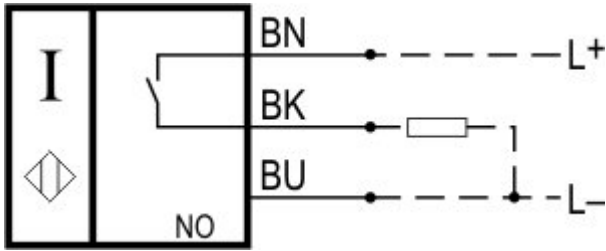
Dimensions

Dimensions of the sensor	
- Length of sensor	36
- Diameter of sensor	M18






notice

Instead of nuts, a mounting clamp can be provided.

Diagram



Note Diagram

-  positive break NC contact
-  active
-  no active
-  Normally-open contact
-  Normally-closed contact

Ordering code

IFL (1)-(2)(3)-(4)(5)(6)(7)-(8)

(1)

5 Switch distance 5 mm
8 Switch distance 8 mm
10 Switch distance 10 mm

(2)

18 cylinder, thread M18, Metal film
180 cylinder, thread M18, Plastic

(3)

without Included in standard version Design
M miniature body
L Long design

(4)

01 Opener (NC)
10 Normally open contact (NO)
10/01 Normally open contact (NO) / Opener (NC) with Wiring compartment
11 Normally open contact (NO) / Opener (NC) antivalent

(5)

without Cable
ST Connector
T Conductor with strain relief
A Alternating current/direct current AC/DC
D DC 2-wire

(6)

without Included in standard version Plug-in connection
2 Alternative Plug-in connection

(7)

N n-type
P p-type

(8)

2033

2130

Stainless steel enclosure

Max. +130°C, without LED switching conditions display

Documents

Operating instructions (nl) 134 kB, 01.08.2018

Code: mrl_ifl-allgemein_nl

Operating instructions (en) 128 kB, 31.08.2016

Code: mrl_ifl-allgemein_en

Operating instructions (pl) 137 kB, 21.10.2016

Code: mrl_ifl-allgemein_pl

Operating instructions (pt) 109 kB, 06.04.2017

Code: mrl_ifl-allgemein_pt

Operating instructions (it) 108 kB, 21.10.2016

Code: mrl_ifl-allgemein_it

Operating instructions (es) 110 kB, 21.10.2016

Code: mrl_ifl-allgemein_es

Operating instructions (cn) 177 kB, 05.05.2017

Code: mrl_ifl-allgemein_cn

Operating instructions (de) 131 kB, 31.08.2016

Code: mrl_ifl-allgemein_de

Operating instructions (fr) 110 kB, 21.10.2016

Code: mrl_ifl-allgemein_fr

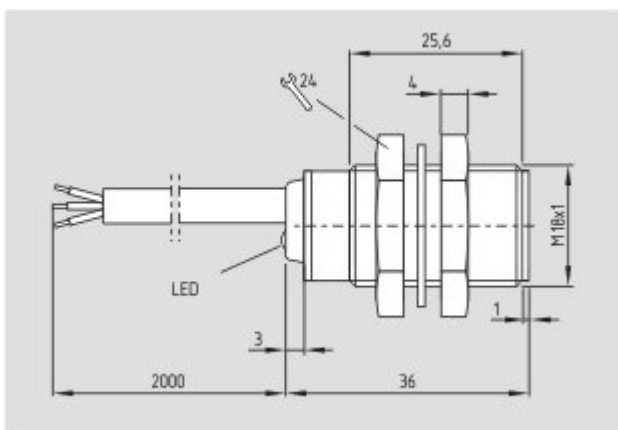
Declaration of conformity (en) 91 kB, 13.04.2017

Code: konfi_ifl_en

Declaration of conformity (de) 96 kB, 01.07.2016

Code: konfi_ifl_de

Images



Dimensional drawing (basic component)

System components

Mounting accessories



101068879 - MOUNTING CLAMP H 18

- For a smooth fitting of the proximity switches with cylindric shape Ø 18 mm or thread M18

K.A. Schmersal GmbH & Co. KG, Möddinghofe 30, D-42279 Wuppertal

The data and values have been checked thoroughly. Technical modifications and errors excepted.

Generiert am 13.02.2019 - 13:07:43h Kasbase 3.3.0.F.64I