

Datasheet - SLC 425I-E/R0410-30-RFBC

Safety light curtains, Safety light grids / Safety light curtains / SLC 425I



- Protection class IP67
- Safety type 4 in accordance with IEC 61496-1
- Integrated muting und override function
- 1 ... 8 Cycles


(Minor differences between the printed image and the original product may exist!)

Ordering details

Product type description	SLC 425I-E/R0410-30-RFBC
Article number	101207552
EAN Code	4030661377964
eCl@ss	27-27-27-04

Approval


Approval



Classification

Standards	EN ISO 13849-1, IEC 61508
PL	up e
Control category	up 4
PFH value	7.42×10^{-9} /h
SIL	up 3
Mission time	20 Years

Global Properties

Permanent light	SLC 425I Sicherheits-Lichtvorhang
Standards	IEC/EN 61496-1/-2
Compliance with the Directives (Y/N) 	Yes
Operating resource protection class	Protection class 3
Safety type in accordance with IEC 61496-1	4
Materials	
- Material of the housings	Aluminium
Weight	
Beam coding (Y/N)	Yes
Protection field height	410
Range of the protection field	300 - 10.000
Reaction time	15
Wave length of the sensors	880
Fade-out is possible (Y/N)	Yes
Override possible (Y/N)	Yes
reduced resolution (Y/N)	No
Clock control possible (Y/N)	Yes
Muting possible (Y/N)	Yes
Restart block (Y/N)	Yes
Master/slave function	No
Cascadable (Y/N)	No
Monitoring function of downstream devices (Y/N)	Yes
Recommended safety-monitoring module	SRB301ST SCR 211

Mechanical data

Detection ability for test bodies	30
Number of beams	20
Design of electrical connection	Connector
- Wiring of the transmitter	connector plug M12, 4-pole
- Wiring of the receiver	connector plug M12, 8-pole
Cable length	100

Ambient conditions

Ambient temperature	
- Min. environmental temperature	-10
- Max. environmental temperature	+50
Storage and transport temperature	
- Min. Storage and transport temperature	-25
- Max. Storage and transport temperature	+70
Protection class	IP67 to IEC/EN 60529

Electrical data

Design of output switching element OSSD	PNP
Power consumption	
- Power consumption Transmitter	4
- Power consumption Receiver	8
Voltage type	DC
Switching voltage of the OSSD in high state	24 V ± 20%

Outputs

Max. output current at secured output	500
---------------------------------------	-----

Electrical data - Safety outputs

Number of secure semi-conductor outputs	2
Number of secure outputs with contact	0

LED switching conditions display

LED switching conditions display (Y/N)	Yes
- Status and diagnostics	Yes
- 7-segment display	

ATEX

Explosion protection categories for gases	None
Explosion protected category for dusts	None

Dimensions

Dimensions of the sensor	
- Height of transmitter	495
- Height of Receiver	559
- Diameter of sensor	49

notice

In case of failure (interruption of the 0 V supply) the maximum leakage current is 1 mA.

Included in delivery

Delivery scope of disposable system	Transmitter + receiver, Mounting angle
-------------------------------------	--

Indication legend

A: total length
Transmitter (Protection field height + 84.5 mm)
Receiver (Protection field height + 148.5 mm)

Ordering code

SLC 425I-E/R(1)-(2)-RFBC

(1)

0170	Protection field height 170 mm
0250	Protection field height 250 mm
0330	Protection field height 330 mm
0410	Protection field height 410 mm
0490	Protection field height 490 mm
0570	Protection field height 570 mm
0650	Protection field height 650 mm
0730	Protection field height 730 mm

0810	Protection field height 810 mm
0890	Protection field height 890 mm
0970	Protection field height 970 mm
1050	Protection field height 1050 mm
1130	Protection field height 1130 mm
1210	Protection field height 1210 mm
1290	Protection field height 1290 mm
1370	Protection field height 1370 mm
1450	Protection field height 1450 mm
1530	Protection field height 1530 mm <i>(Only for Resolution 30 mm)</i>
1610	Protection field height 1610 mm <i>(Only for Resolution 30 mm)</i>
1690	Protection field height 1690 mm <i>(Only for Resolution 30 mm)</i>
1770	Protection field height 1770 mm <i>(Only for Resolution 30 mm)</i>
(2)	
14	Resolution 14 mm
30	Resolution 30 mm

Documents

Operating instructions and Declaration of conformity (de) 707 kB, 19.07.2011

Code: mrl_slc425i_de

Operating instructions and Declaration of conformity (pt) 642 kB, 04.09.2012

Code: mrl_slc425i_pt

Operating instructions and Declaration of conformity (pl) 520 kB, 11.09.2013

Code: mrl_slc425i_pl

Operating instructions and Declaration of conformity (it) 638 kB, 03.11.2011

Code: mrl_slc425i_it

Operating instructions and Declaration of conformity (it) 618 kB, 02.05.2011

Code: mrl_slc425i_it

Operating instructions and Declaration of conformity (fr) 644 kB, 06.02.2012

Code: mrl_slc425i_fr

Operating instructions and Declaration of conformity (da) 660 kB, 09.08.2012

Code: mrl_slc425i_da

Operating instructions and Declaration of conformity (jp) 779 kB, 17.07.2012

Code: mrl_slc425i_jp

Operating instructions and Declaration of conformity (en) 702 kB, 19.07.2011

Code: mrl_slc425i_en

Operating instructions and Declaration of conformity (nl) 650 kB, 03.11.2011

Code: mrl_slc425i_nl

Operating instructions and Declaration of conformity (es) 666 kB, 04.09.2012

Code: mrl_slc425i_es

BG-test certificate (de, en) 1 MB, 14.10.2016

Code: z_slcp08

Brochure (it) 2 MB, 01.03.2018

Code: b_optoshort_it

Brochure (pt) 2 MB, 26.10.2018

Code: b_optoshort_pt

Brochure (es) 2 MB, 23.10.2018

Code: b_optoshort_es

Brochure (fr) 2 MB, 20.11.2018

Code: b_optoshort_fr

Brochure (en) 2 MB, 23.10.2018

Code: b_optoshort_en

Brochure (pl) 2 MB, 03.08.2018

Code: b_optoshort_pl

Brochure (de) 2 MB, 22.10.2018

Code: b_optoshort_de

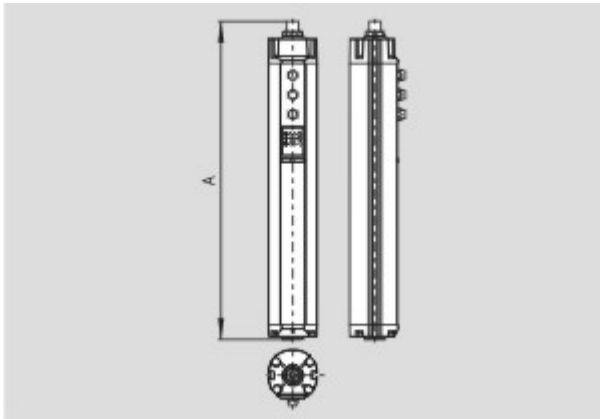
EAC certification (ru) 772 kB, 05.10.2015

Code: q_6395p17_ru

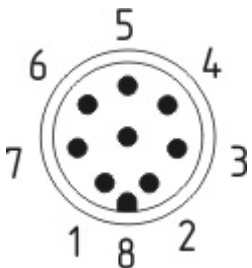
EAC certification (ru) 1 MB, 15.03.2018

Code: q_slbp01

Images



Dimensional drawing (basic component)



Contact arrangement

System components

Safety control modules



SRB301ST

- Suitable for signal processing of potential-free outputs, e.g. emergency stop command devices, position switches and solenoid interlocks
- Suitable for signal processing of outputs connected to potentials (AOPDs), e.g. safety light grids/curtains
- Fit for signal evaluation of outputs of safety magnetic switches
- 3 safety contacts, STOP 0
- 1 Signalling output



SRB 301LC/B

- Fit for signal evaluation of outputs of safety magnetic switches (to this end, integrated current and voltage limiters)
- Suitable for signal processing of potential-free outputs, e.g. emergency stop command devices, position switches and solenoid interlocks
- Suitable for signal processing of outputs connected to potentials (AOPDs), e.g. safety light grids/curtains
- 3 safety contacts, STOP 0
- 1 Signalling output

Connector



KA-08

- for Transmitter
- Pre-wired cable
- 4-pole
- for SLC/SLG



KA-09

- Pre-wired cable
- 8-pole
- for SLC/SLG

Configuration software



103010773 - SLC4V430

- Configuration software