

Datasheet - EX-ZQ 900-13-3D

Pull-wire emergency stop switches / EX-ZQ 900



(Minor differences between the printed image and the original product may exist!)

- Metal enclosure
- Release push button
- Position indicator
- Robust design
- Large wiring compartment
- Twisting of towing eye not possible
- External watertight collar
- wire pull and breakage detection
- one-side operation / wire up to 75 m long
- 3 cable entries M 20 x 1.5

Ordering details

Product type description	EX-ZQ 900-13-3D
Article number	101212893
EAN Code	4030661402154
eCl@ss	27-37-12-90

Approval

Approval	ATEX
----------	------

Classification

Standards	EN ISO 13849-1
B10d Normally-closed contact (NC)	100.000
Mission time	20 Years
notice	$MTTF_d = \frac{B_{10d}}{0,1 \times n_{op}}$ $n_{op} = \frac{d_{op} \times h_{op} \times 3600 \text{ s/h}}{t_{cycle}}$

Global Properties

Permanent light	EX-ZQ 900
Equipment category	II 3D
Standards	IEC/EN 60947-5-1, IEC/EN 60947-5-5, EN ISO 13850, EN 60079-0, EN

60079-31

Compliance with the Directives (Y/N) 

Yes

Materials

- Material of the housings	zinc die-cast
- Material of the cover	Steel
- Material of the contacts	Silver
Housing coating	painted
Weight	1500
Emergency-Stop button (Y/N)	No

Mechanical data

Design of electrical connection	Screw connection
Cable cross-section of the cable glands	
- Min. Cable cross-section of the cable glands	Ø 7
- Max. Cable cross-section of the cable glands	Ø 12
Cable section	
- Min. Cable section	0,75
- Max. Cable section	2.5
Mechanical life	> 1.000.000 operations
notice	All indications about the cable section are including the conductor ferrules.
Actuating force	max. 200 N
actuating travel	max. 400 mm
Length of wire	max. 75 m

Ambient conditions

Ambient temperature	
- Min. environmental temperature	-20
- Max. environmental temperature	+55
Protection class	IP67 to IEC/EN 60529

Electrical data

Design of control element	Normally open contact (NO), Opener (NC)
Switching principle	Snap switch element
Number of auxiliary contacts	1
Number of safety contacts	3
Rated impulse withstand voltage U_{imp}	6 kV
Rated insulation voltage U_i	500 V
Thermal test current I_{the}	4 A
Utilisation category	AC-15: 230 V / 4 A, DC-13: 24 V / 1 A
Max. fuse rating	6 A gG D-fuse

ATEX

EX-marking	EX II 3D Ex tc IIIC T100°C Dc
Explosion protected category for dusts	3D
Explosion protection Zones for dusts	22

Dimensions

Dimensions of the sensor

- Width of sensor	71.5
- Height of sensor	221 mm up 237 mm
- Length of sensor	57

notice

For lengths of over 10 m, intermediate wire supports must be installed every 3 to 5 m.

Recommended cable lengths for pull-wire Emergency-Stop switches in relation to the range of ambient temperature.

As the thimbles are subject to deformation in case of wire pull, the wire should be pulled several times after fitting. After that, the wire must be re-tensioned using the eyebolt or the tensioner.

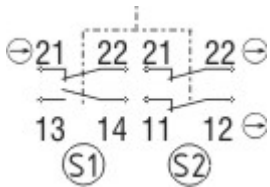
Included in delivery

Including Ex-certified screwed cable gland and screw plug

Indication legend

- A = Position indicator
- B = Emergency-Stop button
- C = reset button
- 1 = Wire rope
- 2 = Eyebolt
- 3 = nut
- 4 = Wire clamp
- 5 = Tensioning Jack
- 6 = Wire thimble
- 7 = shackle
- 8 = rope tensioner

Diagram



Note Diagram

- positive break NC contact
- active
- no active
- Normally-open contact
- Normally-closed contact

Ordering code

EX-ZQ 900 **-(1)**-3D

(1)	
11	1 Normally open contact (NO) / 1 Opener (NC)
13	1 Normally open contact (NO) / 3 Opener (NC)
22	2 Normally open contact (NO) / 2 Opener (NC)
02	2 Opener (NC)
04	4 Opener (NC)

Documents

Operating instructions and Declaration of conformity (fr) 506 kB, 30.01.2018

Code: mrl_ex-zq900_fr

Operating instructions and Declaration of conformity (nl) 501 kB, 30.01.2018

Code: mrl_ex-zq900_nl

Operating instructions and Declaration of conformity (en) 502 kB, 13.11.2017

Code: mrl_ex-zq900_en

Operating instructions and Declaration of conformity (pt) 508 kB, 16.01.2018

Code: mrl_ex-zq900_pt

Operating instructions and Declaration of conformity (pl) 522 kB, 30.01.2018

Code: mrl_ex-zq900_pl

Operating instructions and Declaration of conformity (jp) 499 kB, 30.06.2014

Code: mrl_ex-zq900_jp

Operating instructions and Declaration of conformity (es) 500 kB, 24.01.2018

Code: mrl_ex-zq900_es

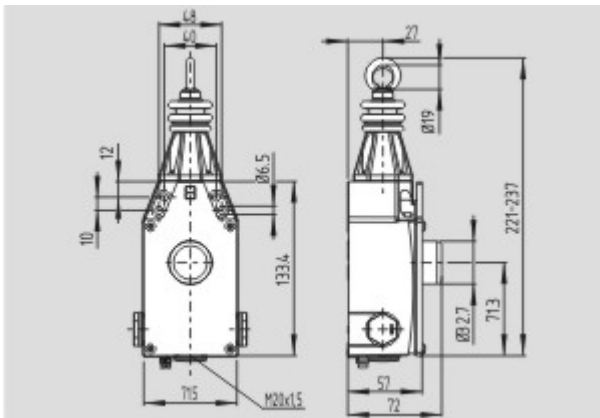
Operating instructions and Declaration of conformity (it) 500 kB, 30.01.2018

Code: mrl_ex-zq900_it

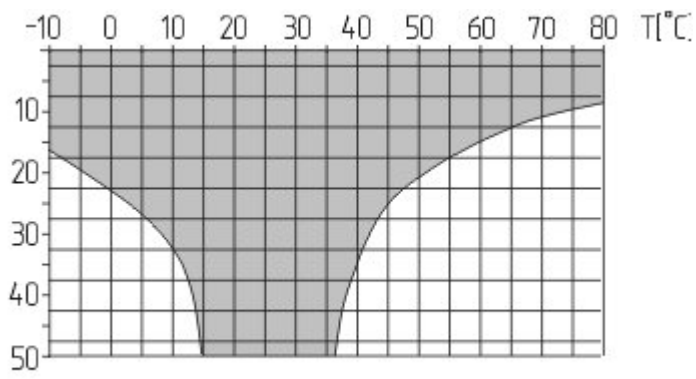
Operating instructions and Declaration of conformity (de) 475 kB, 13.11.2017

Code: mrl_ex-zq900_de

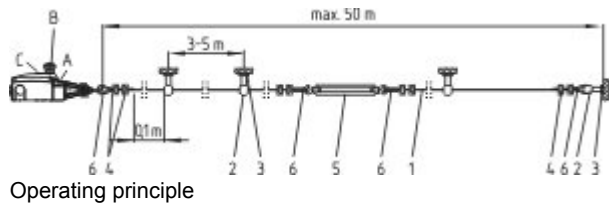
Images



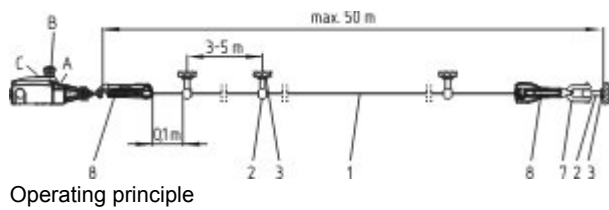
Dimensional drawing (basic component)



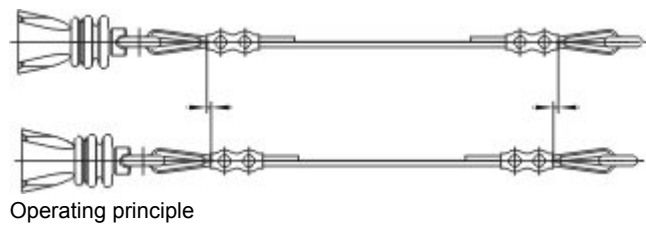
l [m]
Characteristic curve



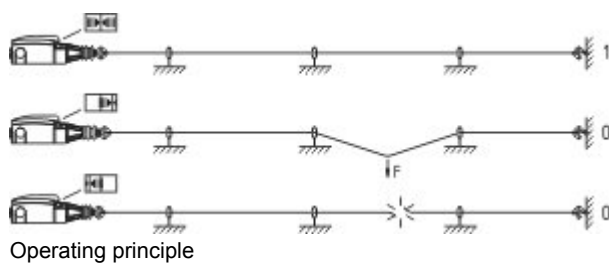
Operating principle



Operating principle



Operating principle



Operating principle