

## Datasheet - NDLGR/GB

Command and signalling devices / Push buttons and pilot lights - "N" Program / NDL - Illuminated pushbutton



(Minor differences between the printed image and the original product may exist!)

### Ordering details


Product type description	NDLGR/GB
Article number	101163550
EAN Code	
eCl@ss	27-37-12-11




### Approval

Approval



### Global Properties

Permanent light	NDL - Illuminated pushbutton
Standards	IEC/EN 60947-1, EN 60947-5-1
Compliance with the Directives (Y/N) 	No
Suitable for safety functions (Y/N)	No
Mounting	mounting flange ELM
Materials	
- Material of the operators	ABS
- Material of the front ring	ABS, Chromium-plated
Design	Embeddable button - Front plate mounting
Form	Round
Color	

- Colour of the operating element	 yellow
- Colour of the bellows	 Black
- Colour of the front ring	 Silver
Weight	30
Manner of using	
Can be illuminated (Y/N)	Yes

## Mechanical data

---

Actuating stroke	5
Latching (Y/N)	No
Unlocking type	without
Probing possible (Y/N)	Yes
mounting flange available (Y/N)	Yes
Front plate thickness	
- min. front plate thickness	1.5
- max. front plate thickness	6
Tightening torque for fixing screws	0,6

## Ambient conditions

---

Ambient temperature	
- Min. environmental temperature	-25
- Max. environmental temperature	+80
Storage and transport temperature	
- Min. Storage and transport temperature	-
- Max. Storage and transport temperature	-
Fully insulated (Y/N)	Yes
Sealing type	membrane, lip seal
Protection type IP	IP67, IP69K

## LED switching conditions display

---

With integrated LED (Y/N)	No
---------------------------	----

## Dimensions

---

Dimensions	
- Height	28 mm
- Diameter total Ø	44.5 mm
Diameter of the front ring	44.5
Diameter of touch surface	27
Hole, diameter	22.3 x 0,4
Spacing	50 x 50

## Documents

---

**Operating instructions and Declaration of conformity (it)** 2 MB, 14.06.2017

Code: mrl\_programme-e-n-r\_it

**Operating instructions and Declaration of conformity (en)** 1 MB, 06.11.2018

Code: mrl\_programme-e-n-r\_en

**Operating instructions and Declaration of conformity (pl)** 2 MB, 12.10.2017

Code: mrl\_programme-e-n-r\_pl

**Operating instructions and Declaration of conformity (jp)** 2 MB, 28.06.2017

Code: mrl\_programme-e-n-r\_jp

**Operating instructions and Declaration of conformity (pt)** 2 MB, 31.05.2017

Code: mrl\_programme-e-n-r\_pt

**Operating instructions and Declaration of conformity (de)** 1 MB, 06.11.2018

Code: mrl\_programme-e-n-r\_de

**Operating instructions and Declaration of conformity (es)** 1 MB, 05.12.2018

Code: mrl\_programme-e-n-r\_es

**Operating instructions and Declaration of conformity (nl)** 1 MB, 05.12.2018

Code: mrl\_programme-e-n-r\_nl

**Operating instructions and Declaration of conformity (fr)** 1 MB, 05.12.2018

Code: mrl\_programme-e-n-r\_fr

**Operating instructions and Declaration of conformity (cn)** 2 MB, 21.06.2017

Code: mrl\_programme-e-n-r\_cn

**BG-test certificate (de, en, fr)** 174 kB, 31.07.2014

Code: z\_ndrp01

**IPA Data (en)** 248 kB, 09.11.2012

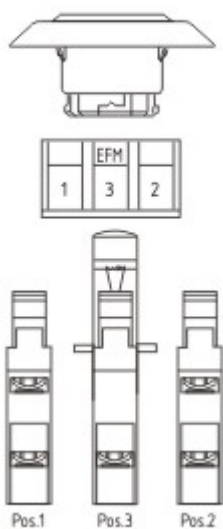
Code: i\_ipap02

**IPA Data (de)** 255 kB, 05.09.2014

Code: i\_ipap01

## Images

---



Application

---

## System components

---

## Accessories



**101014387 - ELM**



**101174645 - NSK-GR**

- for pushbuttons and illuminated pushbuttons

---

## contact element



**101022273 - EFK03.2**

- Cage clamps
- Mounting flange position 2
- 23-24 (Contact labelling)
- Suitable for EMERGENCY-OFF



**101022272 - EFK03.1**

- Cage clamps
- Mounting flange position 1
- 13-14 (Contact labelling)
- Suitable for EMERGENCY-OFF



**101026058 - EFK30.2**

- Cage clamps
- Mounting flange position 2
- 21-22 (Contact labelling)
- Suitable for EMERGENCY-OFF



**101026057 - EFK30.1**

- Cage clamps
- Mounting flange position 1
- 11-12 (Contact labelling)
- Suitable for EMERGENCY-OFF



**101022276 - EFK10.2**

- Cage clamps
- Mounting flange position 2
- 21-22 (Contact labelling)

---

**101022275 - EFK10.1**

- Cage clamps



- Mounting flange position 1
- 11-12 (Contact labelling)



**101018110 - EF103.1G**

- Screw connection
- Mounting flange position 1
- 11-12; 23-24 (Contact labelling)



**101006585 - EF303S.2**

- Screw connection
- Mounting flange position 2
- 31-32; 43-44 (Contact labelling)



**101006584 - EF303S.1**

- Screw connection
- Mounting flange position 1
- 11-12; 23-24 (Contact labelling)



**101006551 - EF301.2**

- Screw connection
- Mounting flange position 2
- 31-32; 43-44 (Contact labelling)



**101006550 - EF301.1**

- Screw connection
- Mounting flange position 1
- 11-12; 23-24 (Contact labelling)



**101006548 - EF103.2**

- Screw connection
- Mounting flange position 2
- 31-32; 43-44 (Contact labelling)



**101006547 - EF103.1**

- Screw connection
- Mounting flange position 1
- 11-12; 23-24 (Contact labelling)



---

**101176094 - EF102.2**

- Screw connection
- Mounting flange position 2
- 31-32; 43-44 (Contact labelling)



---

**101176083 - EF102.1**

- Screw connection
- Mounting flange position 1
- 11-12; 23-24 (Contact labelling)



---

**101006545 - EF033.2**

- Screw connection
- Mounting flange position 2
- 33-34; 43-44 (Contact labelling)
- Suitable for EMERGENCY-OFF



---

**101006544 - EF033.1**

- Screw connection
- Mounting flange position 1
- 13-14; 23-24 (Contact labelling)
- Suitable for EMERGENCY-OFF



---

**101183081 - EF140.2**

- Screw connection
- Mounting flange position 2
- 31-32; 41-42 (Contact labelling)



---

**101183080 - EF140.1**

- Screw connection
- Mounting flange position 1
- 11-12; 21-22 (Contact labelling)



---

**101006542 - EF110.2**

- Screw connection
- Mounting flange position 2
- 31-32; 41-42 (Contact labelling)

---

**101006541 - EF110.1**

- Screw connection
- Mounting flange position 1
- 11-12; 21-22 (Contact labelling)



**101006539 - EF03.2**

- Screw connection
- Mounting flange position 2
- 23-24 (Contact labelling)



**101006538 - EF03.1**

- Screw connection
- Mounting flange position 1
- 13-14 (Contact labelling)



**101028453 - EF02.2**

- Screw connection
- Mounting flange position 2
- 23-24 (Contact labelling)
- Suitable for EMERGENCY-OFF



**101028452 - EF02.1**

- Screw connection
- Mounting flange position 1
- 13-14 (Contact labelling)
- Suitable for EMERGENCY-OFF



**101006536 - EF10.2**

- Screw connection
- Mounting flange position 2
- 21-22 (Contact labelling)



**101006535 - EF10.1**

- Screw connection
- Mounting flange position 1
- 11-12 (Contact labelling)



**101024262 - EF220.2**

- Screw connection
- Mounting flange position 2
- 31-32; 41-42 (Contact labelling)
- Suitable for EMERGENCY-OFF



**101023927 - EF220.1**

- Screw connection
- Mounting flange position 1
- 11-12; 21-22 (Contact labelling)
- Suitable for EMERGENCY-OFF



**101022138 - EF303.2**

- Screw connection
- Mounting flange position 2
- 31-32; 43-44 (Contact labelling)
- Suitable for EMERGENCY-OFF



**101022137 - EF303.1**

- Screw connection
- Mounting flange position 1
- 11-12; 23-24 (Contact labelling)
- Suitable for EMERGENCY-OFF

---

**Light terminal block**



**101166026 - ELDE.NWS230**

- Screw connection
- Mounting flange position 3
- white LED
- 230 VAC



**101166024 - ELDE.NGB230**

- Screw connection
- Mounting flange position 3
- yellow LED
- 230 VAC



**101167525 - ELDE.NWS48**

- Screw connection
- Mounting flange position 3
- white LED
- 48 VAC



**101167522 - ELDE.NGB48**

- Screw connection
- Mounting flange position 3
- yellow LED
- 48 VAC

---

**101166000 - ELDE.NWS24**

- Screw connection
- Mounting flange position 3
- white LED





- 24 VAC/DC



**101165998 - ELDE.NGB24**

- Screw connection
- Mounting flange position 3
- yellow LED
- 24 VAC/DC



**101167385 - ELDEKWS24**

- Cage clamps
- Mounting flange position 3
- white LED
- 24 VAC/DC



**101167382 - ELDEKGB24**

- Cage clamps
- Mounting flange position 3
- yellow LED
- 24 VAC/DC

K.A. Schmersal GmbH & Co. KG, Mödinghofe 30, D-42279 Wuppertal

The data and values have been checked thoroughly. Technical modifications and errors excepted.

Generiert am 13.02.2019 - 12:52:41h Kasbase 3.3.0.F.64I