


Datasheet - AZM 161SK-12/12RIED/TU-024-B6R

Solenoid interlock / AZM 161I / AZM 161I-B6R



- Compact design
- right-hand model
- Interlock with protection against incorrect locking.
- For very small actuating radii in line with or at 90° to the plane of the actuator
- Individual coding
- Coding level "High" according to ISO 14119
- Double-insulated 
- High holding force
- Long life
- 130 mm x 90 mm x 30 mm
- 1 Cable entry M 20 x 1.5
- Screw connection
- Manual release, cover-side
- Emergency exit, rear


(Minor differences between the printed image and the original product may exist!)

Ordering details

Product type description	AZM 161SK-12/12RIED/TU-024-B6R
Article number	101217662
EAN Code	4030661413068
eCl@ss	27-27-26-03

Approval


Approval



Classification

Standards	EN ISO 13849-1
B10d Normally-closed contact (NC)	2.000.000
Mission time	20 Years
notice	$MTTF_d = \frac{B_{10d}}{0,1 \times n_{op}}$ $n_{op} = \frac{d_{ap} \times h_{cp} \times 3600 \text{ s/h}}{t_{cycle}}$

Global Properties

Permanent light	AZM 161I
Standards	EN 60947-5-1, BG-GS-ET-19
Compliance with the Directives (Y/N) 	Yes
Number of actuating directions	3
Active principle	electromechanical
- Individual coding	
- Coding level "High" according to ISO 14119	
Duty cycle	Magnet 100
Materials	
- Material of the housings	glass-fibre reinforced thermoplastic, Plastic self-extinguishing,
- Material of the actuator	Stainless steel
- Material of the contacts	Silver
Housing coating	None
Weight	500

Mechanical data

Design of electrical connection	Screw connection
Cable section	
- Min. Cable section	1 x 0,25
- Max. Cable section	1 x 1.5, flexible
Mechanical life	> 1.000.000 operations
notice	All indications about the cable section are including the conductor ferrules.
Emergency unlocking device (Y/N)	Yes
Manual release (Y/N)	Yes
Emergency release (Y/N)	No
Latching force	30
Positive break force	20
positive break travel	10
Clamping force	2000
Max. Actuating speed	2
Minimum actuating radius	95
Actuating frequency	1000 /

Ambient conditions

Ambient temperature	
- Min. environmental temperature	-25
- Max. environmental temperature	+60
Protection class	IP67 to IEC/EN 60529

Electrical data

Design of control element	Normally open contact (NO), Opener (NC)
Switching principle	Creep circuit element
Number of auxiliary contacts	2
Number of safety contacts	4
Power to unlock	No
Power to lock	Yes
Rated control voltage	24 V/DC
Power consumption	10
Rated impulse withstand voltage	4

Rated insulation voltage	250
Thermal test current	6 A
Utilisation category	AC-15: 230 V / 4 A DC-13: 24 V / 2,5 A
Max. fuse rating	6 A gG D-fuse To DIN EN 60269-1

ATEX

Explosion protection categories for gases	None
Explosion protected category for dusts	None

Miscellaneous data

Applications	 sliding safety guard,  removable guard,  hinged safety guard
--------------	--

Dimensions

Dimensions of the sensor	
- Width of sensor	130
- Height of sensor	90
- Length of sensor	30

notice

Actuating radius adjustable, minimum 95 mm, using an hexagonal key wrench 2 mm A/F (a)

The actuator is not available separately.

The axis of the hinge should be 11 mm above the top edge of the safety switch and in the same plane

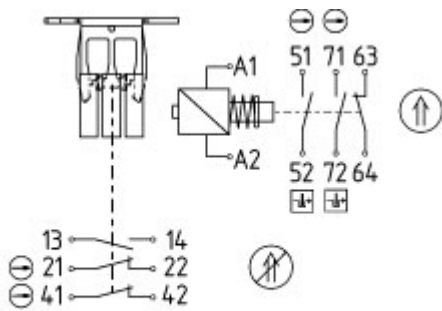
Manual release

- A combination of manual release and emergency exit in different mounting directions is only possible for the following variants: -ED/-TU and -TD/-EU
- For maintenance, installation, etc.
- The emergency exit is used where an intervention in an already locked hazardous area is required
- Emergency exit by pressing the red push button
- Resetting by pulling on the red latched button
- Top-side (ordering suffix -TD) or rear-side (ordering suffix -TU) mounting possible
- For manual release using M5 triangular key, available as accessory

Included in delivery

- Included in delivery
- Individually coded actuator
 - tamperproof screws
 - Slot sealing plugs

Diagram

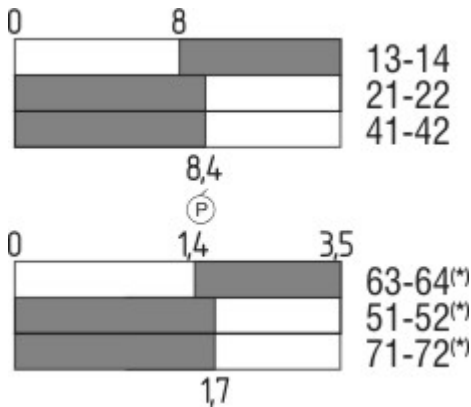


13	14	21	22	41	42	51	52	63	64	71	72	A1	A2
----	----	----	----	----	----	----	----	----	----	----	----	----	----

Note Diagram

- positive break NC contact
- active
- no active
- Normally-open contact
- Normally-closed contact

Switch travel diagram



Notes Switch travel diagram

- Contact closed
- Contact open
- Setting range
- Break point
- Positive opening sequence/- angle
- VS** adjustable range of NO contact
- VÖ** adjustable range of NC contact
- N** after travel

Ordering suffix

The applicable ordering suffix is added at the end of the part number of the safety switch.
Order example: AZM 161SK-12/12RIED/TU-024-B6R-**1637**

...-**1637**

0,3 µm gold-plated contacts

Documents

Operating instructions and Declaration of conformity (en) 574 kB, 16.11.2017

Code: mrl_azm161i_en

Operating instructions and Declaration of conformity (jp) 767 kB, 12.04.2016

Code: mrl_azm161i_jp

Operating instructions and Declaration of conformity (nl) 620 kB, 29.11.2017

Code: mrl_azm161i_nl

Operating instructions and Declaration of conformity (da) 618 kB, 21.11.2017

Code: mrl_azm161i_da

Operating instructions and Declaration of conformity (de) 577 kB, 16.11.2017

Code: mrl_azm161i_de

Operating instructions and Declaration of conformity (pl) 648 kB, 29.11.2017

Code: mrl_azm161i_pl

Operating instructions and Declaration of conformity (es) 617 kB, 23.11.2017

Code: mrl_azm161i_es

Operating instructions and Declaration of conformity (pt) 623 kB, 29.11.2017

Code: mrl_azm161i_pt

Operating instructions and Declaration of conformity (sv) 619 kB, 29.11.2017

Code: mrl_azm161i_sv

Operating instructions and Declaration of conformity (cs) 640 kB, 21.11.2017

Code: mrl_azm161i_cs

Operating instructions and Declaration of conformity (it) 618 kB, 29.11.2017

Code: mrl_azm161i_it

Operating instructions and Declaration of conformity (fr) 624 kB, 23.11.2017

Code: mrl_azm161i_fr

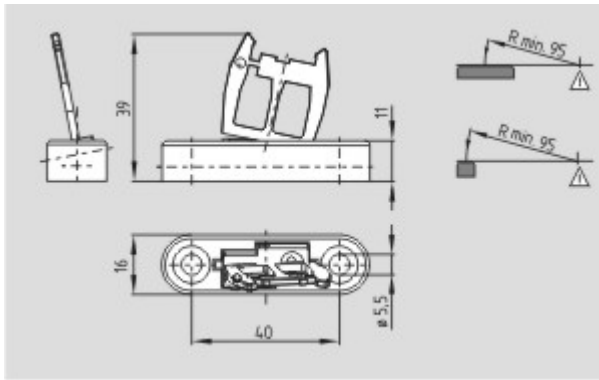
EAC certification (ru) 809 kB, 05.10.2015

Code: q_6040p17_ru

Images



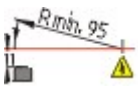
Product photo



Dimensional drawing (actuator)



Actuating radius



Actuating radius

K.A. Schmersal GmbH & Co. KG, Möddinghofe 30, D-42279 Wuppertal

The data and values have been checked thoroughly. Technical modifications and errors excepted.

Generiert am 13.02.2019 - 14:43:54h Kasbase 3.3.0.F.64I