

Datasheet - RWT21.1

Command and signalling devices / Push buttons and pilot lights - "R" Program / RWT - Selector switch



(Minor differences between the printed image and the original product may exist!)

Ordering details

Product type description	RWT21.1
Article number	101195333
EAN Code	
eCl@ss	27-37-12-13

Approval

Approval



Global Properties

Permanent light	RWT - Wahltaster
Standards	IEC/EN 60947-1, EN 60947-5-1
Suitable for safety functions (Y/N)	No
Mounting	mounting flange
Materials	
- Material of the operators	ABS
- Material of the front ring	Aluminium
Design	Selector switch - Front plate mounting
Color	
- Colour of the handle	■ Black
- Colour of the front ring	■ Silver

Weight	50
Manner of using	Toggle
Can be illuminated (Y/N)	No
Version knob	long

Mechanical data

Mechanical life	300.000 operations
Number of switch positions	2
Latching (Y/N)	No
Unlocking type	without
Probing possible (Y/N)	Yes
Touch position	right
switching angle	right, 55
Number of plunger	1
Front plate thickness	
- min. front plate thickness	1
- max. front plate thickness	6
Tightening torque for fixing screws	2

Ambient conditions

Ambient temperature	
- Min. environmental temperature	0
- Max. environmental temperature	+75
Storage and transport temperature	
- Min. Storage and transport temperature	-
- Max. Storage and transport temperature	-
Fully insulated (Y/N)	Yes
Sealing type	membrane, lip seal, Form seals
Protection type IP	IP65

LED switching conditions display

With integrated LED (Y/N)	No
---------------------------	----

Dimensions

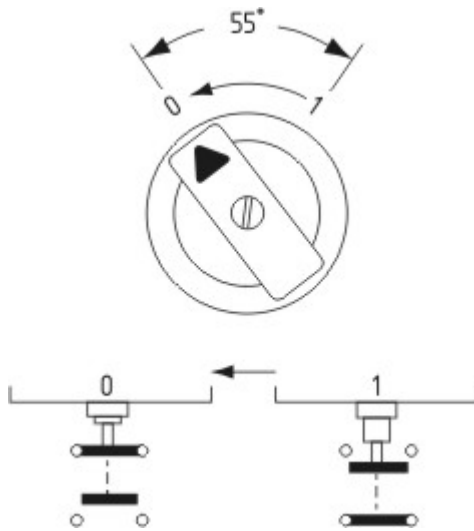
Dimensions	
- Height	
- Diameter total	39.5
Length of the handle	34
Diameter of the front ring	39.5
Diameter of the knob	30
Hole, diameter	22.3 + 0,4
Spacing	50 x 60

Included in delivery

Mounting flange RLM (1188815) is included in delivery

Fastening flange (RLM) consisting of: mounting flange and contact carrier with contact fuses and 2 plunger segments

Diagram



Documents

Operating instructions and Declaration of conformity (it) 2 MB, 14.06.2017

Code: mrl_programme-e-n-r_it

Operating instructions and Declaration of conformity (en) 1 MB, 06.11.2018

Code: mrl_programme-e-n-r_en

Operating instructions and Declaration of conformity (pl) 2 MB, 12.10.2017

Code: mrl_programme-e-n-r_pl

Operating instructions and Declaration of conformity (jp) 2 MB, 28.06.2017

Code: mrl_programme-e-n-r_jp

Operating instructions and Declaration of conformity (pt) 2 MB, 31.05.2017

Code: mrl_programme-e-n-r_pt

Operating instructions and Declaration of conformity (de) 1 MB, 06.11.2018

Code: mrl_programme-e-n-r_de

Operating instructions and Declaration of conformity (es) 1 MB, 05.12.2018

Code: mrl_programme-e-n-r_es

Operating instructions and Declaration of conformity (nl) 1 MB, 05.12.2018

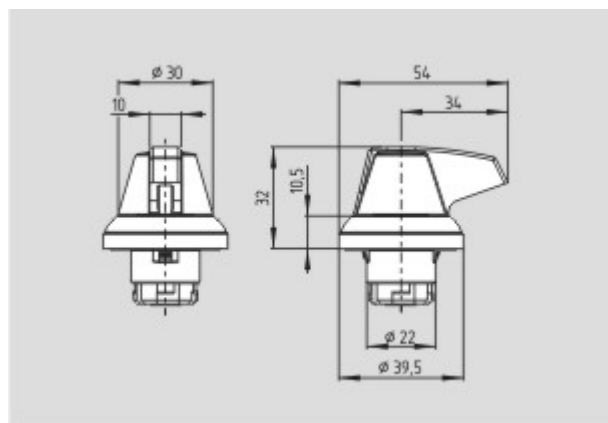
Code: mrl_programme-e-n-r_nl

Operating instructions and Declaration of conformity (fr) 1 MB, 05.12.2018

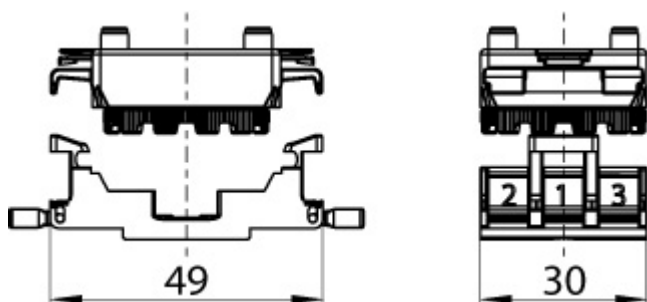
Code: mrl_programme-e-n-r_fr

Operating instructions and Declaration of conformity (cn) 2 MB, 21.06.2017

Code: mrl_programme-e-n-r_cn



Dimensional drawing (basic component)



Dimensional drawing (basic component)

System components

contact element



contact element RF

- Screw connection
- 1-2 (Contact labelling)

spare part

mounting flange (R)

