

Datasheet - BDF 200 ST1-AS-NHK-LMRD-LTWH-LTBU

AS interface safety at work / Safety switchgear / Control panels and Emergency-Stop button / BDF 200 AS
(Preferred types)



(Minor differences between the printed image and the original product may exist!)


- Thermoplastic enclosure
- slender shock-proof enclosure
- to be fitted to commercial-off-the-shelf aluminium profiles
- to be installed at an ergonomic favourable position
- Integrated AS-Interface, Safety Slave for emergency stop and A/B Slave for command and signalling devices
- Suitable for AS-i Power24
- with connector plug M12 bottom
- Emergency stop latching pushbutton with protective collar
- Signalling device red for "emergency stop actuated"
- Illuminated pushbutton white for automatic stop
- Illuminated pushbutton blue for reset/start
- Two-layer plastic identification labels can be used (engravements on request)

Ordering details

Product type description	BDF200-ST1-AS-NHK-LMRD-LTWH-LTBU
Article number	101215387
EAN Code	
eCl@ss	27-37-12-02

Approval

Approval



Classification

Standards	EN ISO 13849-1, IEC 61508
PL	up e
Control category	up 4
PFH value	1.4 x 10 ⁻⁸ /h
- notice	up to max. 5.000 switching cycles/year
SIL	up 3
Mission time	20 Years


Global Properties

Permanent light	BDF200AS (Vorzugstypen)
Standards	EN 60947-5-1, EN ISO 13850, EN ISO 13849-1, IEC 61508, EN 50295
Climatic stress	to DIN EN 60068
Material of the housings	Plastic, glass-fibre reinforced thermoplastic, self-extinguishing
Weight	280
Positions used	
- Position 01	Emergency stop latching pushbutton, with Protective collar
- Position 02	Illuminated signal, red
- Position 03	Illuminated pushbutton, White
- Position 04	Illuminated pushbutton, Blue
Response time	< 100

Mechanical data

Design of electrical connection	connector plug M12, 4-pole, bottom
Mechanical life	
- Emergency-Stop button	100.000 operations
- Command devices	1.000.000 operations
restistance to shock	15 g / 11 ms
Resistance to vibration	10 ... 150 HZ, Amplitude 0,35 mm / 5 g
Indicator lamp (Y/N)	No

Ambient conditions

Ambient temperature	
- Min. environmental temperature	-25
- Max. environmental temperature	+65
Storage and transport temperature	
- Min. Storage and transport temperature	-25
- Max. Storage and transport temperature	+85
Protection class	IP65
Protection rating	II, Double-insulated 
Overvoltage category	III
Degree of pollution	3

Electrical data - AS interface

AS-i Supply voltage	18 ... 31.6 VDC, Protection against polarity reversal
- Min. supply voltage	18
- Max. supply voltage	31.6
AS-i operating current	≤ 150
- AS electronics	
- Total	
AS-i Device insulation	internally short-circuit proof
AS-i Specification	Safety Slave
- version	V 3.0
- Profile	S-7.B.F.F
AS-i Inputs	
- Channel 1	Data bits DI 0/DI 1= dynamic code transmission
- Channel 2	Data bits DI 2/DI 3= dynamic code transmission
AS-i Outputs	
- DO 0	Indicator lamp G24 red

- DO 1	Indicator lamp G24 green
- DO 2	not used
- DO 3	not used
AS-i Parameter bits	P0 ... P3 not used
AS-i Specification	A/B slave
- version	V 3.0
- Profile	S-7.A.7.F
AS-i Inputs	
- DI 0	Command device Position 4
- DI 1	Command device Position 3
- DI 2	Command device Position 2
- DI 3	Command device Position 2
AS-i Outputs	
- DO 0	Illuminated signal Position 4
- DO 1	Illuminated signal Position 3
- DO 2	Illuminated signal Position 2
- DO 3	not used
AS-i Parameter bits	P0 ... P3 not used
AS-i input module address	0
- Default on address 0, programmable via the AS-Interface Master or Hand-held programming device	
notice	Both AS-i slaves can be enabled and disabled through the integrated DIP switch. Addressing must take place via the M12 connector.

LED switching conditions display

LED switching conditions display (Y/N)	No
--	----

Dimensions

Dimensions	
- Width	40 mm
- Height	69 mm
- Depth	233.5 mm

Pin assignment

1	AS interface +
2	None
3	AS interface -
4	None

Ordering code

BDF 200-(1)-AS-(2)-(3)-(4)-(5)-(6)

(1)

ST1

connector plug M12, bottom

ST2

connector plug M12, above

(2)

Position 1 - Command devices

NH

Emergency stop latching pushbutton without Protective collar

NHK

Emergency stop latching pushbutton with Protective collar

(3)

Position 2 - Command and signalling devices

WS 2/3

Selector switch, 2/3 switch position

WT 2/3

Selector switch, 2/3 switch position

SW 20	Key switch / - key button, 2 switch position
LT..	Illuminated pushbutton (Selection Color)
LM..	Illuminated signal (Selection Color)
DT..	Push button (Selection Color)
(4)	Position 3 - Command and signalling devices
LT..	Illuminated pushbutton (Selection Color)
LM..	Illuminated signal (Selection Color)
DT..	Push button (Selection Color)
(5)	Position 4 - Command and signalling devices
LT..	Illuminated pushbutton (Selection Color)
LM..	Illuminated signal (Selection Color)
DT..	Push button (Selection Color)
(6)	
<i>without</i>	without Indicator lamp G24
G24	with Indicator lamp G24

Documents

Operating instructions and Declaration of conformity (nl) 822 kB, 29.11.2018

Code: mrl_bdf200as_nl

Operating instructions and Declaration of conformity (fr) 831 kB, 29.11.2018

Code: mrl_bdf200as_fr

Operating instructions and Declaration of conformity (it) 813 kB, 26.06.2017

Code: mrl_bdf200as_it

Operating instructions and Declaration of conformity (en) 824 kB, 05.11.2018

Code: mrl_bdf200as_en

Operating instructions and Declaration of conformity (de) 792 kB, 05.11.2018

Code: mrl_bdf200as_de

Operating instructions and Declaration of conformity (jp) 853 kB, 15.09.2014

Code: mrl_bdf200as_jp

Operating instructions and Declaration of conformity (pl) 829 kB, 17.03.2017

Code: mrl_bdf200as_pl

Operating instructions and Declaration of conformity (pt) 828 kB, 05.12.2018

Code: mrl_bdf200as_pt

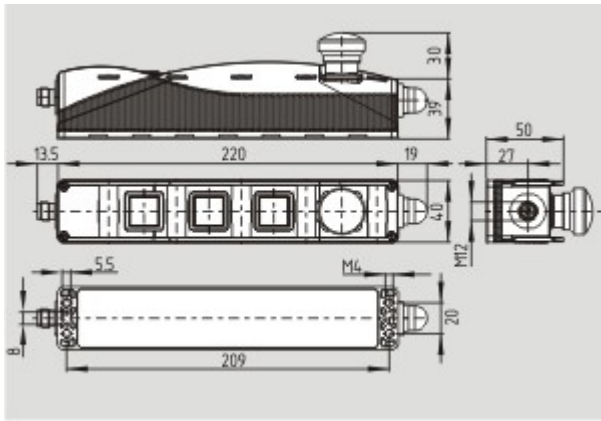
Operating instructions and Declaration of conformity (es) 833 kB, 29.11.2018

Code: mrl_bdf200as_es

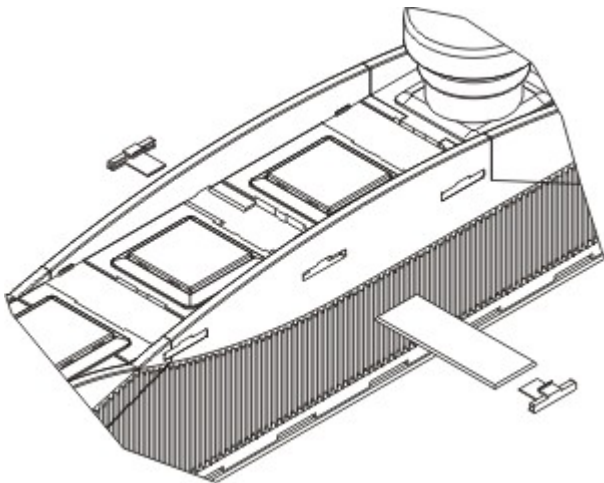
TÜV certification (de) 401 kB, 20.01.2017

Code: z_bdfp01

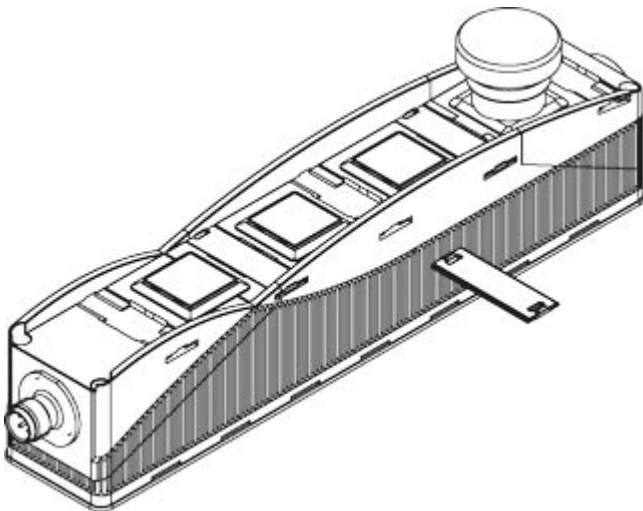
Images



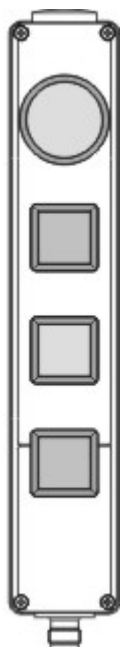
Dimensional drawing (basic component)



Application



Application



Clipart

K.A. Schmersal GmbH & Co. KG, Möddinghofe 30, D-42279 Wuppertal

The data and values have been checked thoroughly. Technical modifications and errors excepted.

Generiert am 13.02.2019 - 12:38:56h Kasbase 3.3.0.F.64l