

Datasheet - PS116-Z11-LR200-N200



Position switch / PS116 Thermoplastic enclosure - EN 50047 with Actuator / PS116 Roller lever N200



- Thermoplastic enclosure
- Symmetric enclosure
- Lever angle adjustable in 15° steps
- Actuator heads can be repositioned by 8 x 45°
- Protection class IP66, IP67
- length adjustable in 2 mm steps
- Pre-wired cable right, 2
- Snap action 1 Normally open contact (NO) / 1 Opener (NC)

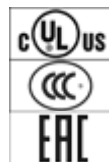
(Minor differences between the printed image and the original product may exist!)

Ordering details

Product type description	PS116-Z11-LR200-N200
Article number	103006579
EAN Code	
eCl@ss	27-27-26-01

Approval


Approval



Classification

Standards	ISO 13849-1
B10d Normally-closed contact (NC)	20.000.000
Mission time	20 Years
notice	$MTTF_d = \frac{B_{10d}}{0,1 \times n_{op}}$ $n_{op} = \frac{d_{op} \times h_{op} \times 3600 \text{ s/h}}{t_{cycle}}$

Global Properties

Permanent light	PS116 Rollenschwenkhebel N200
Standards	IEC 60947-5-1
Compliance with the Directives (Y/N) 	Yes
Suitable for safety functions (Y/N)	Yes
Materials	
- Material of the housings	Plastic, glass-fibre reinforced thermoplastic, zinc die-cast, chromated
- Material of the contacts	Silver
Housing coating	None
Housing construction form	Norm construction design
Cable colour	Grey
Cable type	LiYY
Weight	210 g


Mechanical data

Design of electrical connection	Cable, 4-pole
Connector	right
Conductors	4 x 0,5 mm ²
Mechanical life	10.000.000 operations
Switching frequency	max. 5000 /h
Design of actuating element	Roller lever N200
Actuating force	min. 15 Ncm
Bounce duration	< 3 ms
Switchover time	< 5.5 ms
Positive break force	60 Ncm
Actuating speed for vertical actuation	
- Min. Actuating speed	240 mm/min
- Max. Actuating speed	1 m/s
Cable length	2 m

Ambient conditions

Ambient temperature	
- Min. environmental temperature	-30 °C
- Max. environmental temperature	+80 °C
Protection class	IP66, IP67

Electrical data

Design of control element	Normally open contact (NO), Opener (NC)
Switching principle	Snap switch element
- positive break NC contact 	
Number of auxiliary contacts	1 piece
Number of safety contacts	1 piece
Rated impulse withstand voltage U _{imp}	4 kV
Rated insulation voltage U _i	300 V
Thermal test current I _{the}	5 A
Utilisation category	AC-15: 240 V / 3 A, DC-13: 24 V / 1,5 A
Required rated short-circuit current	1000 A
Max. fuse rating	6 A gG D-fuse (quick-blow)

ATEX

Explosion protection categories for gases

None

Explosion protected category for dusts

None

Dimensions






Dimensions of the sensor

- Width of sensor	31 mm
- Height of sensor	139 mm
- Length of sensor	16.6 mm
Roller diameter	20 mm

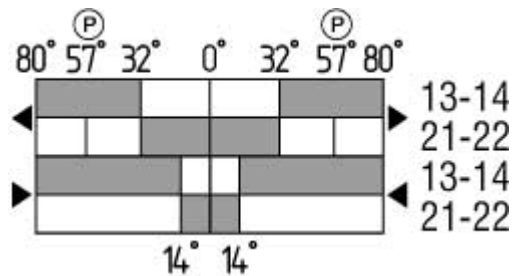
Diagram








Note Diagram

-  positive break NC contact
-  active
-  no active
-  Normally-open contact
-  Normally-closed contact

Switch travel diagram



Notes Switch travel diagram

-  Contact closed
-  Contact open
-  Setting range
-  Break point
-  Positive opening sequence/- angle
- VS** adjustable range of NO contact
- VÖ** adjustable range of NC contact
- N** after travel

Ordering code

PS116-(1)-(2)-(3)-(4)

(1)

Z11 Snap action 1 Normally open contact (NO) / 1 Opener (NC)

Z02 Snap action 2 Opener (NC)

Z12 Snap action 1 Normally open contact (NO) / 2 Opener (NC)

Z11R Snap action 1 Normally open contact (NO) / 1 Opener (NC) with Latching

Z02R	Snap action 2 Opener (NC) with Latching
Z12R	Snap action 1 Normally open contact (NO) / 2 Opener (NC) with Latching
T11	Slow action 1 Normally open contact (NO) / 1 Opener (NC)
T02	Slow action 2 Opener (NC)
T20	Slow action 2 Normally open contact (NO)
T12	Slow action 1 Normally open contact (NO) / 2 Opener (NC)
T21	Slow action 2 Normally open contact (NO) / 1 Opener (NC)
T03	Slow action 3 Opener (NC)
T11UE	Slow action with overlapping contacts 1 Normally open contact (NO) / 1 Opener (NC)
T02H	Slow action with staggered contacts 2 Opener (NC)
(2)	
L200	Pre-wired cable bottom, Cable length 2 m
LR200	Pre-wired cable right, Cable length 2 m
ST	connector plug M12, bottom
STR	connector plug M12, right
(3)	
S20	Plunger S200
R20	Roller plunger R200
K20	Offset roller lever K200
K21	Offset roller lever K210
K23	Angle roller lever K230
K24	Angle roller lever K240
K25	Angle roller lever K250
H20	Roller lever H200
N20	Roller lever N200
J20	Rod lever J200
(4)	
0	Material Castor/Roller: Plastic
1	Material Castor/Roller: Stainless steel
2	Material Castor/Roller: Brass
3	Material Castor/Roller: Aluminium
4	Material Castor/Roller: Steel

Documents

Operating instructions (en) 628 kB, 06.07.2018

Code: mrlk_ps116_en

Operating instructions (pl) 659 kB, 16.02.2017

Code: mrlk_ps116_pl

Operating instructions (pt) 628 kB, 17.03.2017

Code: mrlk_ps116_pt

Operating instructions (nl) 0 Byte, 28.02.2018

Code: mrlk_ps116_nl

Operating instructions (es) 627 kB, 06.07.2018

Code: mrlk_ps116_es

Operating instructions (de) 630 kB, 06.07.2018

Code: mrlk_ps116_de

Operating instructions (fr) 629 kB, 11.05.2017

Code: mrlk_ps116_fr

Operating instructions (it) 626 kB, 30.06.2017

Code: mrlk_ps116_it

Declaration of conformity (en) 88 kB, 22.11.2017

Code: konfi_mrl_ps116_en

Declaration of conformity (de) 87 kB, 22.11.2017

Code: konfi_mrl_ps116_de

Brochure (jp) 1 MB, 14.10.2015

Code: b_ps116_jp

Brochure (cs) 1 MB, 14.10.2015

Code: b_ps116_cs

Brochure (de) 2 MB, 09.10.2015

Code: b_ps116_de

Brochure (en) 1 MB, 14.10.2015

Code: b_ps116_en

Brochure (nl) 1 MB, 14.10.2015

Code: b_ps116_nl

Brochure (it) 1 MB, 14.10.2015

Code: b_ps116_it

Brochure (pl) 1 MB, 14.10.2015

Code: b_ps116_pl

Brochure (pt) 1 MB, 14.10.2015

Code: b_ps116_pt

Brochure (es) 1 MB, 14.10.2015

Code: b_ps116_es

Brochure (fr) 1 MB, 14.10.2015

Code: b_ps116_fr

CCC certification (en) 1 MB, 22.06.2017

Code: q_ps1p01

CCC certification (cn) 1 MB, 22.06.2017

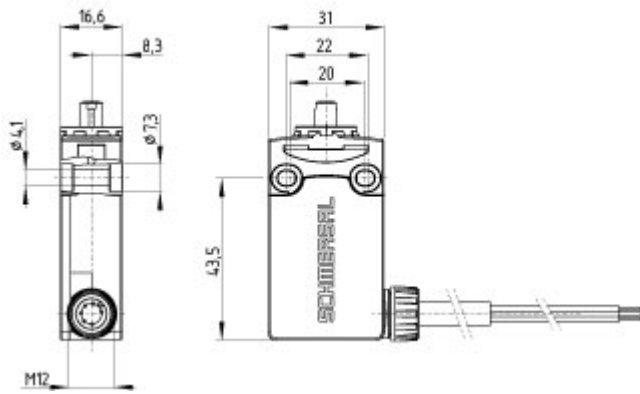
Code: q_ps1p02

EAC certification (ru) 844 kB, 05.10.2015

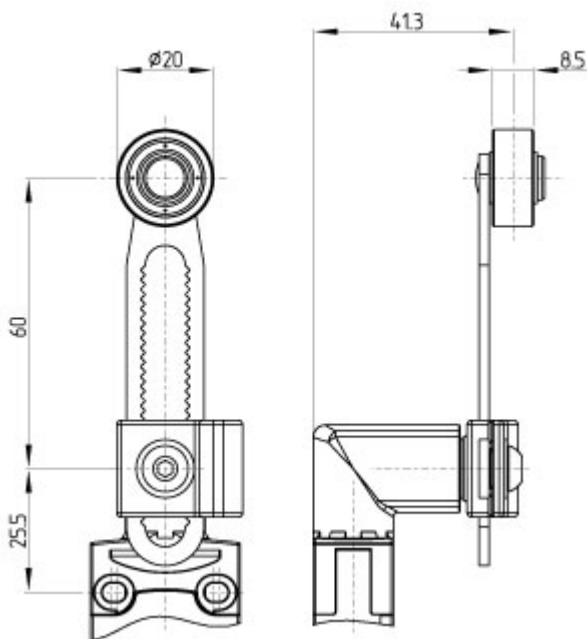
Code: q_6037p17_ru



Product photo



Dimensional drawing (basic component)



Dimensional drawing (actuator)