

Datasheet - AZM300Z-ST-AS-T

AS interface safety at work / Safety switchgear / Solenoid interlock / AZM300-AS



- Solenoid interlock with integrated AS-i Safety Interface
- Universal repeatedly teachable or individual coding because of the RFID technology
- I-variants with coding level HIGH to ISO 14119
- High protection class IP69K
- 2 integrated snap-in stages
- Thermoplastic enclosure
- Universal coding with RFID technology
- Suitable for hinged and sliding guards
- 3 different directions of actuation
- Guard locking monitored
- Power to unlock
- Emergency exit
- Magnet supply through the AS-Interface


(Minor differences between the printed image and the original product may exist!)

Ordering details

Product type description	AZM300Z-ST-AS-T
Article number	103009476
EAN Code	
eCl@ss	27-27-26-03

Approval


Approval



Classification

Standards	EN ISO 13849-1, IEC 61508
PL	e
Control category	4
PFH	$4.0 \times 10^{-10} / h$
PFD value	7.0×10^{-5}
SIL	up 3
Mission time	20 Years


Global Properties

Permanent light	AZM300-AS
Standards	EN 60947-5-1, ISO 14119, EN ISO 13849-1, IEC 61508, EN 50295
Compliance with the Directives (Y/N) 	Yes
Suitable for safety functions (Y/N)	Yes
Number of actuating directions	3
Active principle	RFID
Coding levels according to ISO 14119	low
Coding	Universal Coding
Duty cycle	Magnet 100
Materials	
- Material of the housings	Plastic, glass-fibre reinforced thermoplastic
Housing coating	None
Weight	580
Guard locking monitored (Y/N)	Yes
Actuator monitored (Y/N)	No
Reaction time	≤ 120
Duration of risk	≤ 200
Time to readiness	≤ 5 s
Recommended actuator	AZ/AZM300-B1

Mechanical data

Design of electrical connection	connector plug M12, 4-pole, A-Coding
Mechanical life	≥ 1.000.000 operations
notice - Mechanical life (when used as door stop)	≥ 50.000 operations for guards ≤ 5 kg; actuating speed ≤ 0,5 m/s
Switch distance	2
- Ensured switch distance ON	1
- Ensured switch distance OFF	20
restistance to shock	30 / 11
Resistance to vibration	10 ... 150 HZ, Amplitude 0,35 mm
Emergency unlocking device (Y/N)	Yes
Manual release (Y/N)	No
Emergency release (Y/N)	No
Latching (Y/N)	Yes
Latching force	25 / 50
Clamping force F	1150 N
fixing screws	2 x M6
- tightening torque	1.8
Actuator and interlock misalignment	≤ 2

Ambient conditions

Ambient temperature	
- Min. environmental temperature	0
- Max. environmental temperature	+60
Storage and transport temperature	
- Min. Storage and transport temperature	-10
- Max. Storage and transport temperature	+90
Protection class	IP66, IP67 to IEC/EN 60529 IP69K to DIN 40050-9
Protection rating	II 
Air clearances and creepage distances To IEC/EN 60664-1	

- Rated impulse withstand voltage	0,8
- Rated insulation voltage	32
- Overvoltage category	III
- Degree of pollution	3

Electrical data

Power to unlock	Yes
Power to lock	No

Electrical data - AS interface

AS-i Supply voltage	26.5 ... 31.6 VDC, Protection against polarity reversal
AS-i operating current	≤ 200
AS-i Device insulation	internally short-circuit proof
AS-i Specification	Safety Slave
- version	V 3.0
- Profile	S-7.B.F.E
AS-i Inputs	
- Channel 1	Data bits DI 0/DI 1= dynamic code transmission
- Channel 2	Data bits DI 2/DI 3= dynamic code transmission
AS-i Outputs	
- DO 0	Solenoid control
- DO 1	not used
- DO 2	not used
- DO 3	not used
AS-i Parameter bits	
- P0	safety guard closed and can be locked
- P1	Solenoid interlock locked
- P2	Auxiliary voltage in
- P3	device error (FID)
AS-i input module address	0
- Default on address 0, programmable via the AS-Interface Master or Hand-held programming device	
notice	Set the parameter outputs to "1111" (0xF) FID: periphery error

LED switching conditions display

LED switching conditions display (Y/N)	Yes
AS-i LED switching conditions display	
(1) green/red LED (AS-i duo LED)	Supply voltage / Communication error / slave address = 0 / periphery error detected / Device fault detected / Tamper protection activated
(2) yellow LED	Device status (Enabling status)
(3) red LED	device error

ATEX

Explosion protection categories for gases	None
Explosion protected category for dusts	None

Dimensions

Dimensions of the sensor	
- Width of sensor	87.4

- Height of sensor	128.5
- Length of sensor	55

Documents

Operating instructions and Declaration of conformity (fr) 1 MB, 24.10.2018

Code: mrl_azm300as_fr

Operating instructions and Declaration of conformity (nl) 1 MB, 10.10.2018

Code: mrl_azm300as_nl

Operating instructions and Declaration of conformity (cn) 1 MB, 22.11.2018

Code: mrl_azm300as_cn

Operating instructions and Declaration of conformity (en) 1 MB, 09.08.2018

Code: mrl_azm300as_en

Operating instructions and Declaration of conformity (it) 1 MB, 12.09.2017

Code: mrl_azm300as_it

Operating instructions and Declaration of conformity (pt) 1 MB, 23.08.2018

Code: mrl_azm300as_pt

Operating instructions and Declaration of conformity (es) 1 MB, 23.08.2018

Code: mrl_azm300as_es

Operating instructions and Declaration of conformity (de) 1 MB, 09.08.2018

Code: mrl_azm300as_de

Operating instructions and Declaration of conformity (pl) 1 MB, 26.11.2018

Code: mrl_azm300as_pl

TÜV certification (de, en) 761 kB, 17.09.2018

Code: z_azmp05

Images

K.A. Schmersal GmbH & Co. KG, Möddinghofe 30, D-42279 Wuppertal

The data and values have been checked thoroughly. Technical modifications and errors excepted.

Generiert am 13.02.2019 - 12:45:31h Kasbase 3.3.0.F.64I