

Datasheet - AZ 061 K

Positive-operation door contacts / AZ 061

Preferred typ



- Thermoplastic enclosure
- without cable ducts
- Contact pin in actuator bridge
- 1 Actuating planes
- transparent cover
- Self-cleaning through the frictional movement of the contact bridges
- Protection class IP20
- double-break switch
- fixing screws M4 Pozidriv self-forming, undetachable, captive



(Minor differences between the printed image and the original product may exist!)

Ordering details


Product type description	AZ 061 K
Article number	101195744
EAN Code	4030661362120
eCl@ss	27-27-26-02

Approval

Approval



Global Properties

Permanent light	AZ 061
Standards	EN 81-20, EN 81-50, CAN/CSA-B44.1, ASME-A15.5
Compliance with the Directives (Y/N) 	Yes
suitable for elevators (Y/N)	Yes
Mounting	Round holes
Materials	
- Material of the housings	glass-fibre reinforced ultramid, self-extinguishing
- Material of the cover	glass-fibre reinforced ultramid, self-extinguishing

- Material of the contacts	-Silver-plated rivets
Weight	24

Mechanical data

Design of electrical connection	Screw connection
- notice	M4 Slotted screw and washer assembly, similarly DIN 7984, with self-opening clamping plates
Tightening torque for terminal screws	max. 1.2 Nm
Cable entry	2 x Single wire entry with Connecting funnel
- notice	without cable ducts
Mechanical life	> 10.000.000 operations
Actuating planes	1
Actuating force	1.6 ± 20
Actuating stroke	7
Positive break force	-
positive break travel	-

Ambient conditions

Ambient temperature	
- Min. environmental temperature	-30
- Max. environmental temperature	+70
Relative humidity	≤ 95, non-condensing
Fully insulated (Y/N)	No
Protection class	IP20

Electrical data

Design of control element	Opener (NC)
Switching principle	Self-cleaning pressure contact
Number of auxiliary contacts	0
Number of safety contacts	1
Rated impulse withstand voltage	-
Rated insulation voltage	500
Thermal test current	4 A
Utilisation category	AC-15: 230 V / 2 A, DC-13: 200 V / 2 A
Max. fuse rating	2 A gG D-fuse

ATEX

Explosion protection categories for gases	None
Explosion protected category for dusts	None

Dimensions

Dimensions	
- Width	50
- Height	27
- Depth	16

Included in delivery

Actuators must be ordered separately.

Documents

Operating instructions (nl) 96 kB, 01.08.2018

Code: mrl_az-allgemein_nl

Operating instructions (es) 89 kB, 28.09.2017

Code: mrl_az-allgemein_es

Operating instructions (en) 91 kB, 13.09.2017

Code: mrl_az-allgemein_en

Operating instructions (fr) 97 kB, 30.11.2018

Code: mrl_az-allgemein_fr

Operating instructions (it) 90 kB, 10.10.2017

Code: mrl_az-allgemein_it

Operating instructions (pt) 92 kB, 10.10.2017

Code: mrl_az-allgemein_pt

Operating instructions (pl) 122 kB, 10.10.2017

Code: mrl_az-allgemein_pl

Operating instructions (de) 93 kB, 13.09.2017

Code: mrl_az-allgemein_de

Declaration of conformity (en) 111 kB, 07.07.2016

Code: ACE_konfi_mrl_az-allgemein_en

Declaration of conformity (br) 87 kB, 25.04.2016

Code: ACE_konfi_mrl_az-allgemein_br

Declaration of conformity (de) 88 kB, 09.03.2016

Code: ACE_konfi_mrl_az-allgemein_de

BG-test certificate (de) 1 MB, 28.08.2018

Code: z_az0p03

BG-test certificate (en) 1 MB, 28.08.2018

Code: z_az0p04

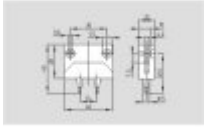
EAC certification (ru) 2 MB, 03.12.2018

Code: q_0010p17_ru

Images

System components

Actuator



- Contact pin in actuator bridge
- for AZ 06x, AZ 06, AZ 07, AZ 08, AZ 13, AZ 14-1, AZ 19
- for Hook bar



101057930 - AZ 06-13 B/23

- Contact pin in actuator bridge
- for AZ 06x, AZ 06, AZ 07, AZ 08, AZ 13, AZ 14-1, AZ 19



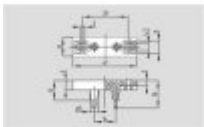
101057929 - AZ 06-13 B/21

- Contact pin in actuator bridge
- for AZ 06x, AZ 06, AZ 07, AZ 08, AZ 13, AZ 14-1, AZ 19



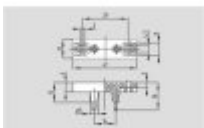
101057928 - AZ 06-13 B/18

- Contact pin in actuator bridge
- for AZ 06x, AZ 06, AZ 07, AZ 08, AZ 13, AZ 14-1, AZ 19



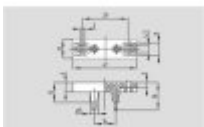
101088124 - AZ 07-14 B/23

- Contact pin in actuator bridge
- for AZ 06x, AZ 06, AZ 07, AZ 08, AZ 13, AZ 14-1, AZ 19
- with Washer



101088123 - AZ 07-14 B/21

- Contact pin in actuator bridge
- for AZ 06x, AZ 06, AZ 07, AZ 08, AZ 13, AZ 14-1, AZ 19
- with Washer



101093368 - AZ 07-14 B/18

- Contact pin in actuator bridge
- for AZ 06x, AZ 06, AZ 07, AZ 08, AZ 13, AZ 14-1, AZ 19
- with Washer