

Datasheet - NHSNH40



Command and signalling devices / Push buttons and pilot lights - "N" Program / NHS - Main switch

- for application in food producing machinery



(Minor differences between the printed image and the original product may exist!)

Ordering details

Product type description	NHSNH40
Article number	101185097
EAN Code	
eCl@ss	27-37-12-90






Approval

Approval



Global Properties

Permanent light	NHS - Hauptschalter
Standards	IEC 60947
Compliance with the Directives (Y/N)	Yes
Mounting	mounting flange
Materials	
- Material of the operators	ABS
- Material of the front ring	ABS, Chromium-plated
- Material of the mounting plate	Stainless steel (V4A)
- Material of the identification plate	Stainless steel (V4A)

- Material of the bracket	Stainless steel (V4A)
Design	Main switch - Front plate mounting
Colour of the handle	 red
Colour of the front ring	 Silver
Weight	650
Manner of using	Toggle
Can be illuminated (Y/N)	No
Colour of the identification plate	 yellow
Colour of the mounting plate	 Silver
Colour of the bracket	 Silver
Protection against accidental contact	DIN EN 50274 (DIN VDE 0660-514)

Mechanical data

Connection type	Screw connection
Cable section	
- Min. Cable section	4, rigid 2.5, flexible
- Max. Cable section	16, rigid 10, flexible
Mechanical life	> 1.000.000 operations
notice	All indications about the cable section are including the conductor ferrules.
Number of switch positions	2
Latching (Y/N)	Yes
Unlocking type	Rotating unlatcher
Probing possible (Y/N)	No
switching angle	90°
Front plate thickness	
- min. front plate thickness	1.5
- max. front plate thickness	6
Tightening torque for fixing screws	0,6

Ambient conditions

Ambient temperature	
- Min. environmental temperature	0
- Max. environmental temperature	+80
Storage and transport temperature	
- Min. Storage and transport temperature	-
- Max. Storage and transport temperature	-
Fully insulated (Y/N)	Yes
Sealing type	membrane, lip seal
Protection type IP	IP67, IP69K

Electrical data

Switching capacity	AC-23: 15 kW AC-3: 11 kW
Rated operating voltage U_e	690 V
Thermal test current I_{the}	40 A

Dimensions

Dimensions	
- Width	48 mm

- Height	29 mm
- Length	48 mm
Mounting depth	85
Length of the handle	52
- Diameter of the front ring	44.5
- Diameter of the knob	Ø 39
- Hole, diameter	22.3 + 0,4
Spacing	110 x 110
Dimensions of the mounting plate	110 x 110

Documents

Operating instructions and Declaration of conformity (it) 2 MB, 14.06.2017

Code: mrl_programme-e-n-r_it

Operating instructions and Declaration of conformity (en) 1 MB, 06.11.2018

Code: mrl_programme-e-n-r_en

Operating instructions and Declaration of conformity (pl) 2 MB, 12.10.2017

Code: mrl_programme-e-n-r_pl

Operating instructions and Declaration of conformity (jp) 2 MB, 28.06.2017

Code: mrl_programme-e-n-r_jp

Operating instructions and Declaration of conformity (pt) 2 MB, 31.05.2017

Code: mrl_programme-e-n-r_pt

Operating instructions and Declaration of conformity (de) 1 MB, 06.11.2018

Code: mrl_programme-e-n-r_de

Operating instructions and Declaration of conformity (es) 1 MB, 05.12.2018

Code: mrl_programme-e-n-r_es

Operating instructions and Declaration of conformity (nl) 1 MB, 05.12.2018

Code: mrl_programme-e-n-r_nl

Operating instructions and Declaration of conformity (fr) 1 MB, 05.12.2018

Code: mrl_programme-e-n-r_fr

Operating instructions and Declaration of conformity (cn) 2 MB, 21.06.2017

Code: mrl_programme-e-n-r_cn

BG-test certificate (de, en, fr) 174 kB, 31.07.2014

Code: z_ndrp01

IPA Data (en) 248 kB, 09.11.2012

Code: i_ipap02

IPA Data (de) 255 kB, 05.09.2014

Code: i_ipap01

Images



Product photo



Product photo

K.A. Schmersal GmbH & Co. KG, Möddinghofe 30, D-42279 Wuppertal
The data and values have been checked thoroughly. Technical modifications and errors excepted.
Generiert am 13.02.2019 - 12:54:41h Kasbase 3.3.0.F.64I