

Datasheet - NDP50RTOFL

Command and signalling devices / Push buttons and pilot lights - "N" Program / NDP -
Mushroom button



- Only for Position switch



(Minor differences between the printed image and the original product may exist!)

Ordering details

Product type description	NDP50RTOFL
Article number	101197727
EAN Code	
eCl@ss	27-37-12-12

Approval

Approval






USA/CAN

BG

Global Properties

Permanent light	NDP - Schlagtaster
Standards	IEC/EN 60947-1, EN 60947-5-1
Compliance with the Directives (Y/N)	No
Suitable for safety functions (Y/N)	No
Mounting	mounting flange EFMH
Materials	
- Material of the operators	ABS
- Material of the front ring	ABS, Chromium-plated
- Material of the bellows	Silicone

Design	round
Form	Round
Color	
- Colour of the operating element	 red
- Colour of the bellows	 White
- Colour of the front ring	 Silver
Weight	50
Manner of using	Push button
Can be illuminated (Y/N)	No

Mechanical data

Actuating stroke	5
Latching (Y/N)	No
Probing possible (Y/N)	No
mounting flange available (Y/N)	Yes
Front plate thickness	
- min. front plate thickness	1.5
- max. front plate thickness	6
Tightening torque for fixing screws	0,6

Ambient conditions

Ambient temperature	
- Min. environmental temperature	-25
- Max. environmental temperature	+80
Storage and transport temperature	
- Min. Storage and transport temperature	-
- Max. Storage and transport temperature	-
Fully insulated (Y/N)	Yes
Sealing type	membrane, lip seal
Protection type IP	IP67, IP69K

Dimensions

Dimensions	
- Height	45 mm
- diameters for the actuating heads	Ø 50
- Hole, diameter	22.3 + 0,4
Spacing	50 x 50

Documents

Operating instructions and Declaration of conformity (it) 2 MB, 14.06.2017

Code: mrl_programme-e-n-r_it

Operating instructions and Declaration of conformity (en) 1 MB, 06.11.2018

Code: mrl_programme-e-n-r_en

Operating instructions and Declaration of conformity (pl) 2 MB, 12.10.2017

Code: mrl_programme-e-n-r_pl

Operating instructions and Declaration of conformity (jp) 2 MB, 28.06.2017

Code: mrl_programme-e-n-r_jp

Operating instructions and Declaration of conformity (pt) 2 MB, 31.05.2017

Code: mrl_programme-e-n-r_pt

Operating instructions and Declaration of conformity (de) 1 MB, 06.11.2018

Code: mrl_programme-e-n-r_de

Operating instructions and Declaration of conformity (es) 1 MB, 05.12.2018

Code: mrl_programme-e-n-r_es

Operating instructions and Declaration of conformity (nl) 1 MB, 05.12.2018

Code: mrl_programme-e-n-r_nl

Operating instructions and Declaration of conformity (fr) 1 MB, 05.12.2018

Code: mrl_programme-e-n-r_fr

Operating instructions and Declaration of conformity (cn) 2 MB, 21.06.2017

Code: mrl_programme-e-n-r_cn

BG-test certificate (de, en, fr) 174 kB, 31.07.2014

Code: z_ndrp01

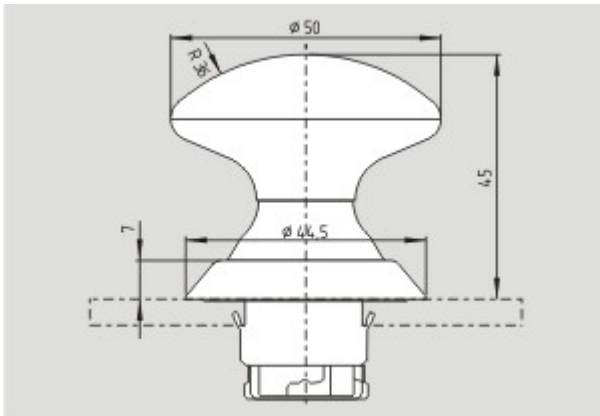
IPA Data (en) 248 kB, 09.11.2012

Code: i_ipap02

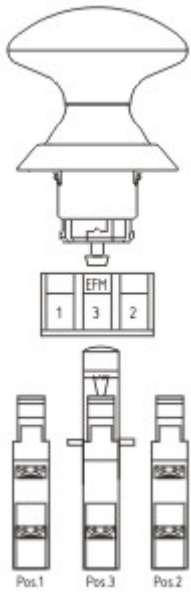
IPA Data (de) 255 kB, 05.09.2014

Code: i_ipap01

Images



Dimensional drawing (basic component)



Application

System components

Product



EFMH/SEK - mounting flange for Position switch

- mounting flange with Position switch
- 30 mm x 42 mm x 92 mm
- Thermoplastic enclosure

Accessories



101014388 - EFM



101171324 - EFMH

contact element



contact element EF - (N)

- Flat plug-in connector
- Mounting flange position 2
- 21-22 (Contact labelling)

