

Datasheet - SMS 5-500-500

Safety-related tactile sensor / SMS 5



Preferred typ



(Minor differences between the printed image and the original product may exist!)

- with moulded ramp profile
- Robust design
- Modular switching mat system
- Special sizes are available on request
- Maintenance free
- Simple mounting
- Slip-free surface
- High resistance to chemicals
- No additional terminating resistor required
- No additional baseplate
- 2 x 2-wire connecting cable

Ordering details

Product type description	SMS 5-500-500
Article number	101208372
EAN Code	4030661380186
eCl@ss	27-27-34-02

Approval


Approval



Classification

Standards	EN ISO 13849-1
PL	d
Control category	3
PFH value	4.2 x 10 ⁻⁸ /h
- notice	up to max. 52000 switching cycles/year at max. 60% contact load Diverging applications upon request
SIL	Suitable for SIL 3 applications
Mission time	20 Years

Global Properties

Permanent light	SMS 5
Standards	EN ISO 13849-1, EN ISO 13856-1
Compliance with the Directives (Y/N) 	Yes
Control Category	3 To EN ISO 13849-1 (Only in combination with safety monitoring module)
Surface material	Polyurethane PUR
Weight	8000
Response time	≤ 25
Cascadable (Y/N)	Yes
Recommended safety-monitoring module	SRB301HC/R, SRB301HC/T

Mechanical data

Design of electrical connection	Cable
Cable length	6
Conductors	4 x 0,34
AWG-Number	22
Mechanical life	> 1.500.000 operations
Permissible load	2000
- with round body Ø 80 mm	
Actuating force	150 N
- with round body Ø 80 mm	
Inactive area	≤ 10 mm

Ambient conditions

Ambient temperature	
- Min. environmental temperature	0
- Max. environmental temperature	+60
Protection class	IP65 to IEC/EN 60529

Dimensions

Dimensions	
- Width	500 mm
- Height	14 mm
- Length	500 mm

notice

Resistant to chemicals

Water	resistent
10% Acids	resistent
10% Caustic and alkaline solutions	resistent
Oils	resistent
Petroleum	resistent

Ordering code

SMS 5-(1)

(1)

250-500

Active area 250 x 500 mm

500-500	Active area 500 x 500 mm
500-1000	Active area 500 x 1000 mm
750-1000	Active area 750 x 1000 mm
1000-1000	Active area 1000 x 1000 mm
1000-1500	Active area 1000 x 1500 mm

Documents

Operating instructions and Declaration of conformity (cs) 648 kB, 14.08.2012

Code: mrl_sms4_5_cs

Operating instructions and Declaration of conformity (pl) 725 kB, 21.11.2018

Code: mrl_sms4_5_pl

Operating instructions and Declaration of conformity (da) 652 kB, 02.08.2012

Code: mrl_sms4_5_da

Operating instructions and Declaration of conformity (en) 707 kB, 22.05.2018

Code: mrl_sms4_5_en

Operating instructions and Declaration of conformity (de) 653 kB, 22.05.2018

Code: mrl_sms4_5_de

Operating instructions and Declaration of conformity (es) 707 kB, 05.06.2018

Code: mrl_sms4_5_es

Operating instructions and Declaration of conformity (jp) 896 kB, 23.05.2017

Code: mrl_sms4_5_jp

Operating instructions and Declaration of conformity (fr) 710 kB, 05.06.2018

Code: mrl_sms4_5_fr

Operating instructions and Declaration of conformity (nl) 701 kB, 02.08.2018

Code: mrl_sms4_5_nl

Operating instructions and Declaration of conformity (it) 706 kB, 20.06.2018

Code: mrl_sms4_5_it

Operating instructions and Declaration of conformity (pt) 709 kB, 02.08.2018

Code: mrl_sms4_5_pt

BG-test certificate (de, en) 3 MB, 20.08.2014

Code: z_smsp01

Brochure (pt) 305 kB, 11.10.2011

Code: b_smsp10

Brochure (es) 304 kB, 01.10.2009

Code: b_smsp09

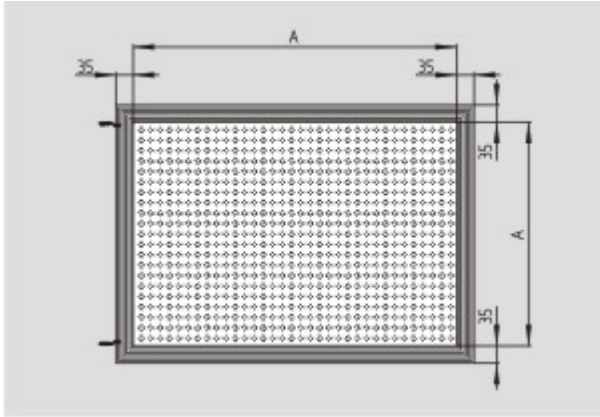
Brochure (de) 335 kB, 16.04.2009

Code: b_smsp01

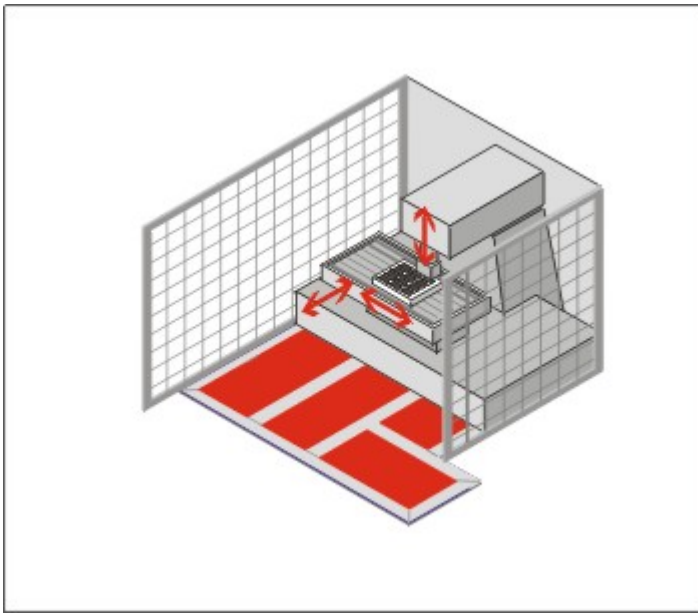
Brochure (en) 301 kB, 16.04.2009

Code: b_smsp02

Images



Dimensional drawing (basic component)



Application

System components

Safety control modules



SRB301HC/T

- Suitable for signal processing of potential-free outputs, e.g. emergency stop command devices, position switches and solenoid interlocks and Safety mats
 - 3 safety contacts, STOP 0
 - 1 Signalling output
-



SRB301HC/R

- Suitable for signal processing of potential-free outputs, e.g. emergency stop command devices, position switches and solenoid interlocks and Two-hand control panels and Safety mats
 - 3 safety contacts, STOP 0
 - 1 Signalling output
-

The data and values have been checked thoroughly. Technical modifications and errors excepted.
Generiert am 13.02.2019 - 14:41:43h Kasbase 3.3.0.F.64I