

Datasheet - T3Z 068-33yr

Pull-wire emergency stop switches / T3Z 068



- Metal enclosure
- two-side operation / wire up to 2 x 50 m long
- Robust design
- Low actuating force
- 3 switches in one enclosure

(Minor differences between the printed image and the original product may exist!)

Ordering details

Product type description	T3Z 068-33YR
Article number	101087885
EAN Code	4030661057262
eCl@ss	27-37-12-90

Approval

Approval



CCC

Classification

Standards	EN ISO 13849-1
B10d Normally-closed contact (NC)	100.000
Mission time notice	20 Years

$$MTTF_d = \frac{B_{rod}}{0,1 \times n_{op}}$$

$$n_{op} = \frac{d_{op} \times h_{op} \times 3600 \text{ s/h}}{t_{cycle}}$$

Global Properties

Permanent light	T3Z 068
Standards	IEC 60947-5-1, IEC 60947-5-5, ISO 13850
Materials	
- Material of the housings	cast iron, painted
- Material of the cover	cast iron, painted
- Material of the contacts	Silver
Weight	4635
Emergency-Stop button (Y/N)	No

Mechanical data

Design of electrical connection	Screw connection
Cable section	
- Min. Cable section	0,75
- Max. Cable section	1.5
Mechanical life	50000 operations
notice	All indications about the cable section are including the conductor ferrules.
Actuating force	max. 50 N (30 N in direction of rope)
Indicator lamp (Y/N)	No
Key reset (Y/N)	No
Pull-ring reset (Y/N)	Yes
Positive break angle	32 °
Positive break torque	18 Ncm
Positive break force	50 N
Length of wire	max. 2 x 50 m

Ambient conditions

Ambient temperature	
- Min. environmental temperature	-30 °C
- Max. environmental temperature	+90 °C
Protection class	IP65 to IEC/EN 60529

Electrical data

Design of control element	Normally open contact (NO), Opener (NC)
Switching principle	Creep circuit element
Number of auxiliary contacts	3
Number of safety contacts	3
Rated impulse withstand voltage U_{imp}	4 kV
Rated insulation voltage U_i	250 V
Thermal test current I_{the}	10 A
Utilisation category	AC-15: 230 V / 2,5 A, DC-13: 24 V / 6 A
Max. fuse rating	6 A gG D-fuse

ATEX

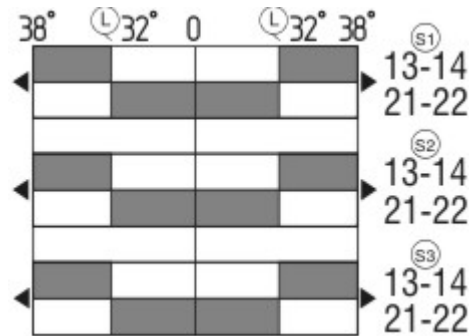
Explosion protection categories for gases
Explosion protected category for dusts

None
None






notice

At 3 m distance intermediate wire supports are required, see accessories

Switch travel diagram



Notes Switch travel diagram

-  Contact closed
 -  Contact open
 -  Setting range
 -  Break point
 -  Positive opening sequence/- angle
- VS** adjustable range of NO contact
VÖ adjustable range of NC contact
N after travel

Ordering code

T3Z 068-(1)YR(2)(3)

(1)

11

22

33

1 Normally open contact (NO) / 1 Opener (NC)

2 Normally open contact (NO) / 2 Opener (NC)

3 Normally open contact (NO) / 3 Opener (NC) (*not combinable in combination with -2909*)

(2)

without

S

Pull-ring reset

Key reset (not combinable in combination with -2909)

(3)

without

G

without Indicator lamp

with indicator lamp (not combinable in combination with -2909)

2909

Outside parts in stainless steel

Ambient temperature up -40 °C

Includes the preparation for the connection of a DuplineSafe ® module

Documents

Operating instructions and Declaration of conformity (cs) 299 kB, 11.09.2012

Code: mrl_t3z068_cs

Operating instructions and Declaration of conformity (de) 279 kB, 05.11.2018

Code: mrl_t3z068_de

Operating instructions and Declaration of conformity (es) 298 kB, 03.12.2018

Code: mrl_t3z068_es

Operating instructions and Declaration of conformity (jp) 835 kB, 16.02.2012

Code: mrl_t3z068_jp

Operating instructions and Declaration of conformity (da) 297 kB, 02.08.2012

Code: mrl_t3z068_da

Operating instructions and Declaration of conformity (fr) 303 kB, 03.12.2018

Code: mrl_t3z068_fr

Operating instructions and Declaration of conformity (en) 302 kB, 05.11.2018

Code: mrl_t3z068_en

Operating instructions and Declaration of conformity (pt) 305 kB, 04.12.2018

Code: mrl_t3z068_pt

Operating instructions and Declaration of conformity (sv) 260 kB, 02.03.2015

Code: mrl_t3z068_sv

Operating instructions and Declaration of conformity (nl) 296 kB, 03.12.2018

Code: mrl_t3z068_nl

Operating instructions and Declaration of conformity (pl) 338 kB, 16.03.2018

Code: mrl_t3z068_pl

Operating instructions and Declaration of conformity (it) 297 kB, 16.03.2018

Code: mrl_t3z068_it

BG-test certificate (de) 705 kB, 21.12.2018

Code: z_t3zp01

BG-test certificate (en) 720 kB, 21.12.2018

Code: z_t3zp02

CCC certification (en) 1 MB, 22.06.2017

Code: q_t3zp01

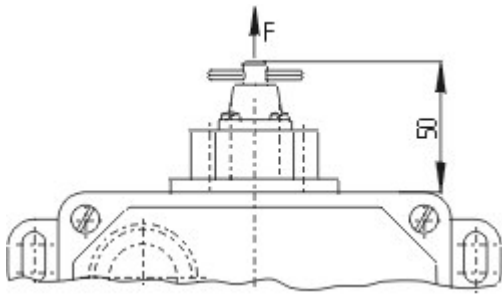
CCC certification (cn) 1 MB, 22.06.2017

Code: q_t3zp02

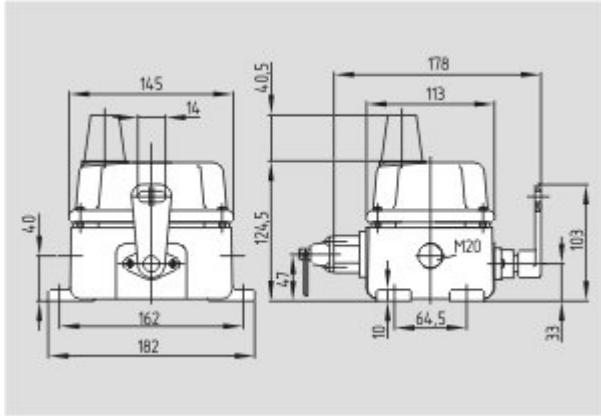
EAC certification (ru) 844 kB, 05.10.2015

Code: q_6037p17_ru

Images



Dimensional drawing (basic component)



Dimensional drawing (basic component)

System components

Accessories



101162986 - Eyebolt BM 8 x 70



101192471 - Eyebolt BM 8 x 70 NIRO



101084928 - Eyebolt BM 10 x 40



101203477 - Wire clamp 3 mm NIRO



101203569 - Wire clamp 4 mm NIRO



101203478 - Wire clamp 5 mm NIRO



101190917 - Duplex wire clamp 3 mm NIRO

- for Wire rope Ø 3 mm



101203569 - Duplex wire clamp 4 mm NIRO

- for Wire rope Ø 3 mm



101196043 - Egg-shaped wire clamp GR 3

- for Wire rope Ø 3 mm



101077072 - Egg-shaped wire clamp GR 4

- for Wire rope Ø 4 mm



101203472 - WIRE THIMBLE 3 mm NIRO

- for Wire rope Ø 3 mm
- to DIN 6899

101170750 - WIRE THIMBLE 4 mm

- for Wire rope Ø 4 mm
- to DIN 6899



101203475 - WIRE THIMBLE 4 mm NIRO

- for Wire rope \varnothing 4 mm
- to DIN 6899



101203476 - WIRE THIMBLE 5 mm NIRO

- for Wire rope \varnothing 5 mm
- to DIN 6899



101192433 - PULLEY

- for Wire rope \varnothing 3 mm
- To guide the wire rope where the path is not a straight line



101087930 - TENSIONING JACK M6

- For exact adjustment of the tension of the wire rope
- to DIN 1480



101087931 - TENSION SPRING RZ-136E

- To maintain the reaction force



101186490 - SHACKLE NIRO

- Shackle for fixing the wire rope to the eyebolt



101078670 - WIRE ROPE 5 mm

- With red PVC sheath
- \varnothing 5 mm total
- Steel core \varnothing 3 mm
- Quantity: Meter



103003628 - WIRE UNIT COMPLETE 5 m

- Ready-to-fit
- With red PVC sheath



103003629 - WIRE UNIT COMPLETE 10 m

- Ready-to-fit
- With red PVC sheath



103003865 - WIRE UNIT COMPLETE 15 m

- Ready-to-fit
- With red PVC sheath



103003866 - WIRE UNIT COMPLETE 20 m

- Ready-to-fit
- With red PVC sheath



101170761 - WIRE UNIT COMPLETE 25 m

- Ready-to-fit
- With red PVC sheath



103003630 - WIRE UNIT COMPLETE 30 m

- Ready-to-fit
- With red PVC sheath



103003867 - WIRE UNIT COMPLETE 40 m

- Ready-to-fit
- With red PVC sheath

103003631 - WIRE UNIT COMPLETE 50 m

- Ready-to-fit
- With red PVC sheath



101186704 - rope tensioner S 900



- Smooth adjustment
- Only one tool
- Antiskid
- Time-saving
- Ergonomic
- No risk of injury

K.A. Schmersal GmbH & Co. KG, Möddinghofe 30, D-42279 Wuppertal

The data and values have been checked thoroughly. Technical modifications and errors excepted.

Generiert am 13.02.2019 - 14:13:41h Kasbase 3.3.0.F.64I