

Datasheet - AZ 17-11ZRK

Safety switch with separate actuator / AZ 17



Preferred typ



- Thermoplastic enclosure
- Double-insulated
- Long life
- 30 mm x 60 mm x 30 mm
- Small body
- Multiple coding
- High level of contact reliability with low voltages and currents
- Insensitive to soiling
- 8 actuating planes
- cable gland M16


(Minor differences between the printed image and the original product may exist!)

Ordering details

Product type description	AZ 17-11ZRK
Article number	101133967
EAN Code	4030661050911
eCl@ss	27-27-26-02

Approval

Approval



Classification

Standards	EN ISO 13849-1
B10d Normally-closed contact (NC)	2.000.000
B10d Normally open contact (NO)	1.000.000
- notice	at 10% Ie and ohmic load
Mission time	20 Years
notice	

$$MTTF_d = \frac{B_{10d}}{0,1 \times n_{op}}$$

$$n_{op} = \frac{d_{op} \times h_{op} \times 3600 \text{ s/h}}{t_{cycle}}$$

Global Properties

Permanent light	AZ 17
Standards	EN 60947-5-1, BG-GS-ET-15
Materials	
- Material of the housings	Plastic, glass-fibre reinforced thermoplastic, self-extinguishing
- Material of the contacts	Silver
Housing coating	None
Weight	85

Mechanical data

Design of electrical connection	IDC method of termination
Cable section	
- Min. Cable section	1 x 0,75
- Max. Cable section	1 x 1
Mechanical life	> 1.000.000 operations
higher Latching force (Y/N)	Yes
Latching force	30
Positive break force	17 N
positive break travel	11 mm
Max. Actuating speed	2 m/s

Ambient conditions

Protection class	IP67 to IEC/EN 60529
------------------	----------------------

Electrical data

Design of control element	Normally open contact (NO), Opener (NC)
Switching principle	Creep circuit element
Number of auxiliary contacts	1
Number of safety contacts	1
Rated impulse withstand voltage U_{imp}	4 kV
Rated insulation voltage U_i	250 V
Thermal test current I_{the}	10 A
Utilisation category	AC-15: 230 V / 4 A DC-13: 24 V / 4 A
Max. fuse rating	6 A gG D-fuse

ATEX

Explosion protection categories for gases	None
Explosion protected category for dusts	None

Dimensions

Dimensions of the sensor	
- Width of sensor	30
- Height of sensor	85

notice

Individual coding available on request

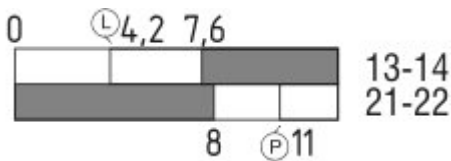
This type termination (IDC) method enables simple connection of flexible conductors without the need for the use of conductor ferrules

Included in delivery

Actuators must be ordered separately.

Slot sealing plugs

Switch travel diagram



Notes Switch travel diagram

■ Contact closed

□ Contact open

▨ Setting range

Ⓛ Break point

Ⓟ Positive opening sequence/- angle

VS adjustable range of NO contact

VÖ adjustable range of NC contact

N after travel

Documents

Operating instructions and Declaration of conformity (pl) 526 kB, 24.09.2018

Code: mrl_az17_pl

Operating instructions and Declaration of conformity (ro) 511 kB, 25.01.2012

Code: mrl_az17_ro

Operating instructions and Declaration of conformity (sv) 491 kB, 07.08.2015

Code: mrl_az17_sv

Operating instructions and Declaration of conformity (jp) 749 kB, 24.09.2018

Code: mrl_az17_jp

Operating instructions and Declaration of conformity (it) 494 kB, 24.09.2018

Code: mrl_az17_it

Operating instructions and Declaration of conformity (da) 510 kB, 25.01.2012

Code: mrl_az17_da

Operating instructions and Declaration of conformity (br) 381 kB, 18.12.2018

Code: ace_mrl_az17_br

Operating instructions and Declaration of conformity (es) 496 kB, 24.09.2018

Code: mrl_az17_es

Operating instructions and Declaration of conformity (de) 486 kB, 05.04.2018

Code: mrl_az17_de

Operating instructions and Declaration of conformity (en) 495 kB, 24.09.2018

Code: mrl_az17_en

Operating instructions and Declaration of conformity (fr) 525 kB, 24.09.2018

Code: mrl_az17_fr

Operating instructions and Declaration of conformity (nl) 496 kB, 24.09.2018

Code: mrl_az17_nl

Operating instructions and Declaration of conformity (pt) 498 kB, 24.09.2018

Code: mrl_az17_pt

Operating instructions and Declaration of conformity (cs) 551 kB, 24.09.2018

Code: mrl_az17_cs

BG-test certificate (en) 159 kB, 26.11.2015

Code: z_z17p02

BG-test certificate (de) 181 kB, 26.11.2015

Code: z_z17p01

CCC certification (cn) 3 MB, 18.10.2017

Code: q_175p03

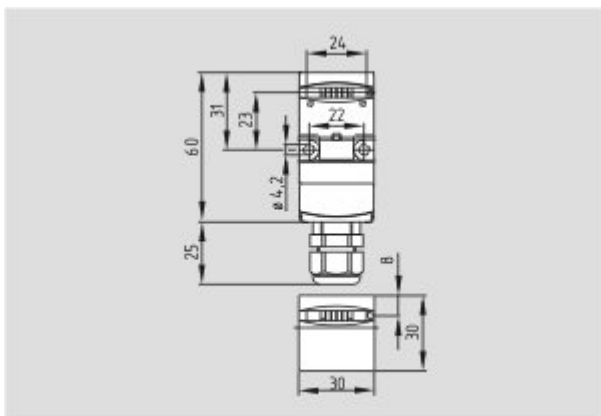
CCC certification (en) 3 MB, 29.08.2017

Code: q_175p02

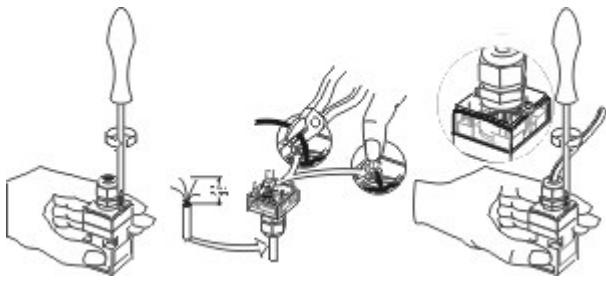
EAC certification (ru) 844 kB, 05.10.2015

Code: q_6037p17_ru

Images



Dimensional drawing (basic component)



Assembly example

K.A. Schmersal GmbH & Co. KG, Mödinghofe 30, D-42279 Wuppertal
The data and values have been checked thoroughly. Technical modifications and errors excepted.
Generiert am 13.02.2019 - 14:37:10h Kasbase 3.3.0.F.64I