

## Datasheet - ZQ 900-22

Pull-wire emergency stop switches / ZQ 900

 Preferred typ

- Metal enclosure
- one-side operation / wire up to 75 m long
- Release push button
- Position indicator
- Robust design
- Large wiring compartment
- Twisting of towing eye not possible
- External watertight collar
- wire pull and breakage detection
- 3 cable entries M 20 x 1.5

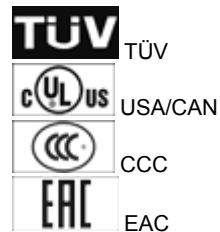
(Minor differences between the printed image and the original product may exist!)

### Ordering details

Product type description	ZQ 900-22
Article number	101184329
EAN Code	4030661332758
eCl@ss	27-37-12-90

### Approval

Approval




### Classification

Standards	EN ISO 13849-1
B10d Normally-closed contact (NC)	100.000
Mission time	20 Years
notice	$MTTF_d = \frac{B_{10d}}{0,1 \times n_{op}}$ $n_{op} = \frac{d_{op} \times h_{op} \times 3600 \text{ s/h}}{t_{cycle}}$

## Global Properties

---

Permanent light	ZQ 900
Standards	IEC/EN 60947-5-1, IEC/EN 60947-5-5, EN ISO 13850
Compliance with the Directives (Y/N) 	Yes
Materials	
- Material of the housings	zinc die-cast
- Material of the cover	Plastic, thermoplastic
- Material of the contacts	Silver
Housing coating	painted
Weight	1260
Emergency-Stop button (Y/N)	No

## Mechanical data

---

Design of electrical connection	Screw connection
Cable section	
- Min. Cable section	0,75 mm <sup>2</sup>
- Max. Cable section	2.5 mm <sup>2</sup>
Mechanical life	> 1.000.000 operations
notice	All indications about the cable section are including the conductor ferrules.
Indicator lamp (Y/N)	optional
Length of wire	max. 75 m

## Ambient conditions

---

Ambient temperature	
- Min. environmental temperature	-25 °C
- Max. environmental temperature	+70 °C
Protection class	IP67 to IEC/EN 60529

## Electrical data

---

Design of control element	Normally open contact (NO), Opener (NC)
Switching principle	Snap switch element
Number of auxiliary contacts	2
Number of safety contacts	2
Rated impulse withstand voltage $U_{imp}$	6 kV
Rated insulation voltage $U_i$	500 V
Thermal test current $I_{the}$	6 A
Utilisation category	AC-15: 230 V / 4 A, DC-13: 24 V / 1 A
Max. fuse rating	6 A gG D-fuse

## Dimensions

---

Dimensions of the sensor	
- Width of sensor	71.5
- Height of sensor	220.3 mm up 236.3 mm
- Length of sensor	69.7

## notice

---

For lengths of over 10 m, intermediate wire supports must be installed every 3 to 5 m.

Recommended cable lengths for pull-wire Emergency-Stop switches in relation to the range of ambient temperature.

The screwed G24-M20 indicator lamp must be ordered separately, see accessories.

As the thimbles are subject to deformation in case of wire pull, the wire should be pulled several times after fitting. After that, the wire must be re-tensioned using the eyebolt or the tensioner.

## Indication legend

---

A = Position indicator

B = Emergency-Stop button

C = reset button

1 = Wire rope

2 = Eyebolt

3 = nut

4 = Wire clamp

5 = Tensioning Jack

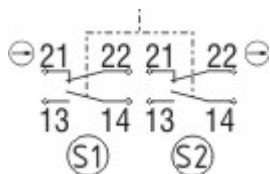
6 = Wire thimble

7 = shackle

8 = rope tensioner

## Diagram

---



Note Diagram

positive break NC contact

active

no active

Normally-open contact

Normally-closed contact

## Ordering suffix

---

The applicable ordering suffix is added at the end of the part number of the safety switch.

Order example: ZQ 900-22-**2828**

....-**2828**

reduced spring force ("65 N)  
max. Length of wire 10 m

## Ordering code

---

ZQ 900-(1)(2)

(1)

11 1 Normally open contact (NO) / 1 Opener (NC)

13 1 Normally open contact (NO) / 3 Opener (NC)

22 2 Normally open contact (NO) / 2 Opener (NC)

02 2 Opener (NC)

04 4 Opener (NC)

(2)

*without*

without Emergency-Stop button

**N**

with Emergency-Stop button

## Documents

---

**Operating instructions and Declaration of conformity** (es) 384 kB, 25.10.2018

Code: mrl\_zq900\_es

**Operating instructions and Declaration of conformity** (en) 693 kB, 01.10.2018

Code: mrl\_zq900\_en

**Operating instructions and Declaration of conformity** (de) 388 kB, 01.10.2018

Code: mrl\_zq900\_de

**Operating instructions and Declaration of conformity** (it) 427 kB, 25.10.2018

Code: mrl\_zq900\_it

**Operating instructions and Declaration of conformity** (fr) 387 kB, 25.10.2018

Code: mrl\_zq900\_fr

**Operating instructions and Declaration of conformity** (cs) 424 kB, 25.10.2018

Code: mrl\_zq900\_cs

**Operating instructions and Declaration of conformity** (pt) 403 kB, 25.10.2018

Code: mrl\_zq900\_pt

**Operating instructions and Declaration of conformity** (nl) 382 kB, 25.10.2018

Code: mrl\_zq900\_nl

**Operating instructions and Declaration of conformity** (jp) 634 kB, 04.02.2014

Code: mrl\_zq900\_jp

**Operating instructions and Declaration of conformity** (cn) 611 kB, 14.02.2017

Code: SISSmrl\_zq900\_cn

**Operating instructions and Declaration of conformity** (pl) 422 kB, 25.10.2018

Code: mrl\_zq900\_pl

**BG-test certificate** (de, en) 295 kB, 26.11.2007

Code: z\_zq9p01

**CCC certification** (en) 4 MB, 29.10.2018

Code: q\_zq9p02

**CCC certification** (cn) 3 MB, 29.10.2018

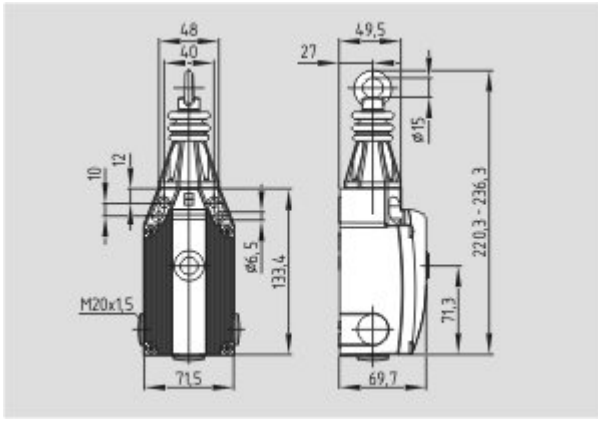
Code: q\_zq9p03

**EAC certification** (ru) 844 kB, 05.10.2015

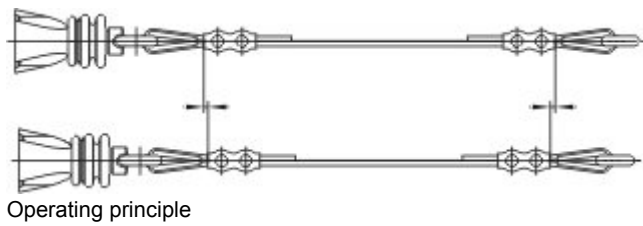
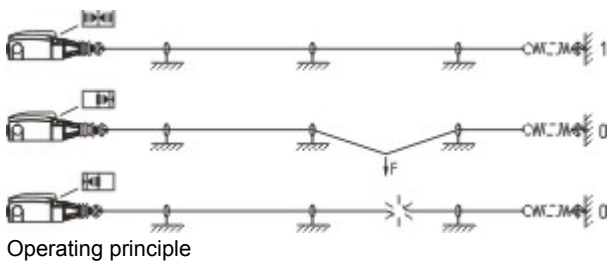
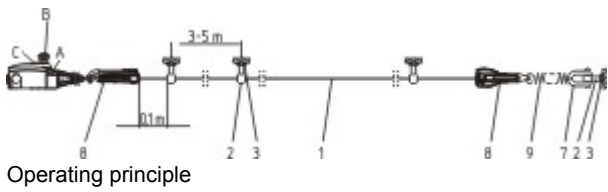
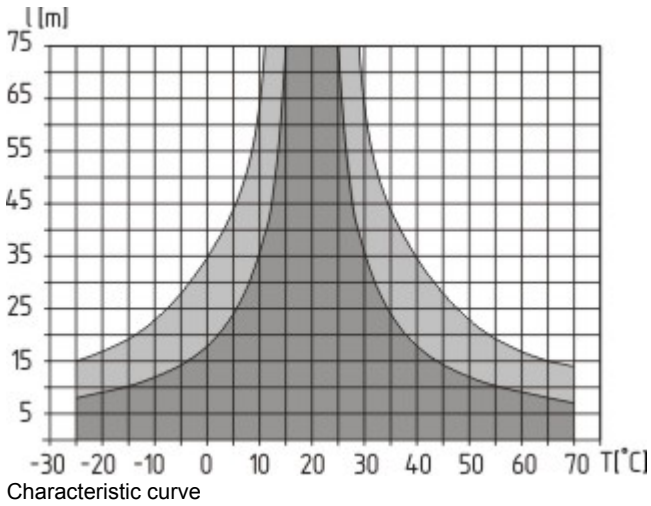
Code: q\_6037p17\_ru

## Images

---



Dimensional drawing (basic component)



## System components

## Accessories



101162986 - Eyebolt BM 8 x 70

---



101084928 - Eyebolt BM 10 x 40

---



101203477 - Wire clamp 3 mm NIRO

---



101203478 - Wire clamp 5 mm NIRO

---



101190917 - Duplex wire clamp 3 mm NIRO

- for Wire rope Ø 3 mm
- 



101196043 - Egg-shaped wire clamp GR 3

- for Wire rope Ø 3 mm
- 



101203472 - WIRE THIMBLE 3 mm NIRO

- for Wire rope Ø 3 mm
  - to DIN 6899
- 



101203476 - WIRE THIMBLE 5 mm NIRO

- for Wire rope Ø 5 mm
- to DIN 6899



**101192433 - PULLEY**

- for Wire rope  $\varnothing$  3 mm
- To guide the wire rope where the path is not a straight line



**101087930 - TENSIONING JACK M6**

- For exact adjustment of the tension of the wire rope
- to DIN 1480



**101186696 - TENSION SPRING RZ-2041**

- To maintain the reaction force



**101186490 - SHACKLE NIRO**

- Shackle for fixing the wire rope to the eyebolt



**101078670 - WIRE ROPE 5 mm**

- With red PVC sheath
- $\varnothing$  5 mm total
- Steel core  $\varnothing$  3 mm
- Quantity: Meter



**103003628 - WIRE UNIT COMPLETE 5 m**

- Ready-to-fit
- With red PVC sheath



**103003629 - WIRE UNIT COMPLETE 10 m**

- Ready-to-fit
- With red PVC sheath

---

**103003865 - WIRE UNIT COMPLETE 15 m**

- Ready-to-fit
- With red PVC sheath



---

**103003866 - WIRE UNIT COMPLETE 20 m**

- Ready-to-fit
- With red PVC sheath



---

**103003630 - WIRE UNIT COMPLETE 30 m**

- Ready-to-fit
- With red PVC sheath



---

**103003867 - WIRE UNIT COMPLETE 40 m**

- Ready-to-fit
- With red PVC sheath



---

**103003631 - WIRE UNIT COMPLETE 50 m**

- Ready-to-fit
- With red PVC sheath



---

**101186704 - rope tensioner S 900**

- Smooth adjustment
- Only one tool
- Antiskid
- Time-saving
- Ergonomic
- No risk of injury



---

**101150877 - Indicator lamp G24-M20**

- red LED and green LED
- To be screwed in cable entries M 20 x 1.5
- white lens (clear)



---

**101186263 - Indicator lamp G24-M20 Orange**

- amber LED, white lens (clear)
- To be screwed in cable entries M 20 x 1.5







**101193805 - MP ZQ/TQ900-441/75**

- Mounting plate set for ZQ 900 / TQ 900



**103006011 - ACC-CGLD-M20-MS**

- cable gland M20
- Metal film



**103006009 - ACC-BPL-M20-MS**

- Locking screw M20
- Metal film

---

K.A. Schmersal GmbH & Co. KG, Mödinghofe 30, D-42279 Wuppertal

The data and values have been checked thoroughly. Technical modifications and errors excepted.

Generiert am 13.02.2019 - 14:14:31h Kasbase 3.3.0.F.64I