

Datasheet - EF 220F.1

Emergency-Stop button / contact element / contact element EF



- Flat plug-in connector
- Mounting flange position 1
- 11-12; 21-22 (Contact labelling)

(Minor differences between the printed image and the original product may exist!)

Ordering details

Product type description	EF 220F.1
Article number	EF 220F.1
EAN Code	
eCl@ss	27-37-13-02

Approval

Approval



Global Properties

Permanent light	Kontaktelement EF
Standards	IEC/EN 60947-5-5, EN 418
Compliance with the Directives (Y/N)	Yes
Power switch	Push/selection button, Emergency-Stop button
Contact labelling	11-12; 21-22
Materials	
- Material of the housings	Plastic, glass-fibre reinforced thermoplastic, self-extinguishing
- Material of the contacts	Silver
Weight	22

Mechanical data

Connection type	Flat plug-in connector
Assembly	pluggable
Mounting flange position	1
Mechanical life / contact element	10.000.000 operations
Switching frequency	600
restistance to shock	110 g / 4 ms
Bounce duration (100 mm/s)	< 5 ms
Contact opening	> 2 x 1.25

Ambient conditions

Protection class	IP40
------------------	------

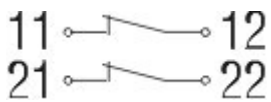
Electrical data

Design of control element	Opener (NC)
Switching principle	Slow action
Number of shutters	0
Number of openers	2
Number of changers	
Rated insulation voltage U_i	400 V
Thermal test current I_{the}	10 A
Utilisation category	AC-15: 230 V / 8 A DC-13: 24 V / 5 A
Max. fuse rating	10 A gG D-fuse slow blow

notice

In order to avoid repeating of the same terminal designations in wiring diagrams, contact blocks with the same contact configuration are available with different terminal designations.

Diagram



Note Diagram

- positive break NC contact
- active
- no active
- Normally-open contact
- Normally-closed contact

Switch travel diagram



Notes Switch travel diagram

- Contact closed
- Contact open

▣ Setting range

Ⓛ Break point

Ⓟ Positive opening sequence/- angle

VS adjustable range of NO contact

VÖ adjustable range of NC contact

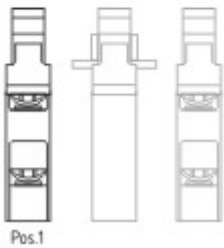
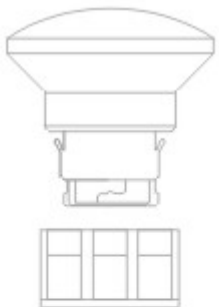
N after travel

Documents

EAC certification (ru) 779 kB, 05.10.2015

Code: q_6043p17_ru

Images



Assembly example

K.A. Schmersal GmbH & Co. KG, Möddinghofe 30, D-42279 Wuppertal

The data and values have been checked thoroughly. Technical modifications and errors excepted.

Generiert am 13.02.2019 - 13:00:31h Kasbase 3.3.0.F.64l