

## Datasheet - PS116-T12-ST-K250



Position switch / PS116 Thermoplastic enclosure - EN 50047 with Actuator / PS116 Angle roller lever K250



- Thermoplastic enclosure
- Symmetric enclosure
- Actuator heads can be repositioned by 8 x 45°
- Protection class IP66, IP67
- connector plug M12, bottom
- Slow action 1 Normally open contact (NO) / 2 Opener (NC)

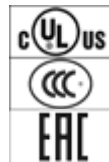
(Minor differences between the printed image and the original product may exist!)

### Ordering details

Product type description	PS116-T12-ST-K250
Article number	103006667
EAN Code	
eCl@ss	27-27-26-01

### Approval


Approval



### Classification

Standards	ISO 13849-1
B10d Normally-closed contact (NC)	20.000.000
Mission time	20 Years
notice	$MTTF_d = \frac{B_{10d}}{0,1 \times n_{op}}$ $n_{op} = \frac{d_{op} \times h_{op} \times 3600 \text{ s/h}}{t_{cycle}}$

### Global Properties

Permanent light	PS116 Winkelhebel K250
Standards	IEC 60947-5-1
Compliance with the Directives (Y/N) 	Yes
Suitable for safety functions (Y/N)	Yes
Materials	
- Material of the housings	Plastic, glass-fibre reinforced thermoplastic, zinc die-cast, chromated
- Material of the contacts	Silver
Housing coating	None
Housing construction form	Norm construction design
Weight	70 g


## Mechanical data

Design of electrical connection	Connector M12, 6-pole
Connector	bottom
Mechanical life	10.000.000 operations
Switching frequency	max. 5000 /h
Design of actuating element	Angle roller lever K250
Actuating force	min. 6 N
Bounce duration	< 3 ms
Switchover time	< 5.5 ms
Positive break force	40 N
Actuating speed for vertical actuation	
- Min. Actuating speed	264 mm/min
- Max. Actuating speed	1 m/s

## Ambient conditions

Ambient temperature	
- Min. environmental temperature	-30 °C
- Max. environmental temperature	+80 °C
Protection class	IP66, IP67

## Electrical data

Design of control element	Normally open contact (NO), Opener (NC)
Switching principle	Creep circuit element
- positive break NC contact 	
Number of auxiliary contacts	1 piece
Number of safety contacts	2 piece
Rated impulse withstand voltage $U_{imp}$	0,8 kV
Rated insulation voltage $U_i$	30 V
Thermal test current $I_{the}$	2 A
Utilisation category	DC-13: 24 V / 1,5 A
Required rated short-circuit current	1000 A
Max. fuse rating	6 A gG D-fuse (quick-blow)

## ATEX

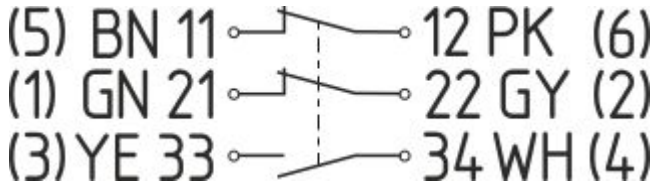
Explosion protection categories for gases	None
Explosion protected category for dusts	None

## Dimensions

Dimensions of the sensor

- Width of sensor	31 mm
- Height of sensor	95.5 mm
- Length of sensor	16.6 mm
Roller diameter	22 mm

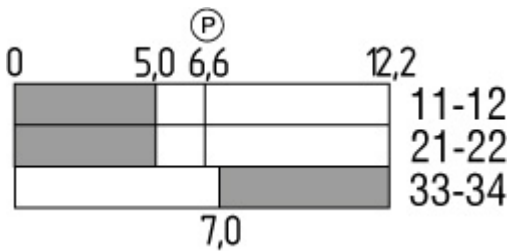
## Diagram



Note Diagram

- positive break NC contact
- active
- no active
- Normally-open contact
- Normally-closed contact

## Switch travel diagram



Notes Switch travel diagram

- Contact closed
- Contact open
- Setting range
- Break point
- Positive opening sequence/- angle
- VS** adjustable range of NO contact
- VÖ** adjustable range of NC contact
- N** after travel

## Ordering code

PS116-(1)-(2)-(3)-(4)

(1)

Z11	Snap action 1 Normally open contact (NO) / 1 Opener (NC)
Z02	Snap action 2 Opener (NC)
Z12	Snap action 1 Normally open contact (NO) / 2 Opener (NC)
Z11R	Snap action 1 Normally open contact (NO) / 1 Opener (NC) with Latching
Z02R	Snap action 2 Opener (NC) with Latching
Z12R	Snap action 1 Normally open contact (NO) / 2 Opener (NC) with Latching
T11	Slow action 1 Normally open contact (NO) / 1 Opener (NC)

T02	Slow action 2 Opener (NC)
T20	Slow action 2 Normally open contact (NO)
T12	Slow action 1 Normally open contact (NO) / 2 Opener (NC)
T21	Slow action 2 Normally open contact (NO) / 1 Opener (NC)
T03	Slow action 3 Opener (NC)
T11UE	Slow action with overlapping contacts 1 Normally open contact (NO) / 1 Opener (NC)
T02H	Slow action with staggered contacts 2 Opener (NC)
(2)	
L200	Pre-wired cable bottom, Cable length 2 m
LR200	Pre-wired cable right, Cable length 2 m
ST	connector plug M12, bottom
STR	connector plug M12, right
(3)	
S20	Plunger S200
R20	Roller plunger R200
K20	Offset roller lever K200
K21	Offset roller lever K210
K23	Angle roller lever K230
K24	Angle roller lever K240
K25	Angle roller lever K250
H20	Roller lever H200
N20	Roller lever N200
J20	Rod lever J200
(4)	
0	Material Castor/Roller: Plastic
1	Material Castor/Roller: Stainless steel
2	Material Castor/Roller: Brass
3	Material Castor/Roller: Aluminium
4	Material Castor/Roller: Steel

## Documents

---

**Operating instructions** (en) 628 kB, 06.07.2018

Code: mrlk\_ps116\_en

**Operating instructions** (pl) 659 kB, 16.02.2017

Code: mrlk\_ps116\_pl

**Operating instructions** (pt) 628 kB, 17.03.2017

Code: mrlk\_ps116\_pt

**Operating instructions** (nl) 0 Byte, 28.02.2018

Code: mrlk\_ps116\_nl

**Operating instructions** (es) 627 kB, 06.07.2018

Code: mrlk\_ps116\_es

**Operating instructions** (de) 630 kB, 06.07.2018

Code: mrlk\_ps116\_de

**Operating instructions** (fr) 629 kB, 11.05.2017

Code: mrlk\_ps116\_fr

**Operating instructions** (it) 626 kB, 30.06.2017

Code: mrlk\_ps116\_it

**Declaration of conformity** (en) 88 kB, 22.11.2017

Code: konfi\_mrl\_ps116\_en

**Declaration of conformity** (de) 87 kB, 22.11.2017

Code: konfi\_mrl\_ps116\_de

**Brochure** (jp) 1 MB, 14.10.2015

Code: b\_ps116\_jp

**Brochure** (cs) 1 MB, 14.10.2015

Code: b\_ps116\_cs

**Brochure** (de) 2 MB, 09.10.2015

Code: b\_ps116\_de

**Brochure** (en) 1 MB, 14.10.2015

Code: b\_ps116\_en

**Brochure** (nl) 1 MB, 14.10.2015

Code: b\_ps116\_nl

**Brochure** (it) 1 MB, 14.10.2015

Code: b\_ps116\_it

**Brochure** (pl) 1 MB, 14.10.2015

Code: b\_ps116\_pl

**Brochure** (pt) 1 MB, 14.10.2015

Code: b\_ps116\_pt

**Brochure** (es) 1 MB, 14.10.2015

Code: b\_ps116\_es

**Brochure** (fr) 1 MB, 14.10.2015

Code: b\_ps116\_fr

**CCC certification** (en) 1 MB, 22.06.2017

Code: q\_ps1p01

**CCC certification** (cn) 1 MB, 22.06.2017

Code: q\_ps1p02

**EAC certification** (ru) 844 kB, 05.10.2015

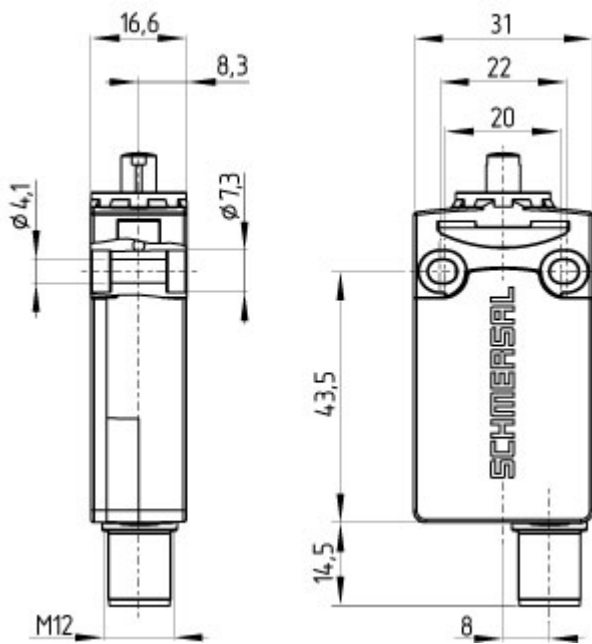
Code: q\_6037p17\_ru

## Images

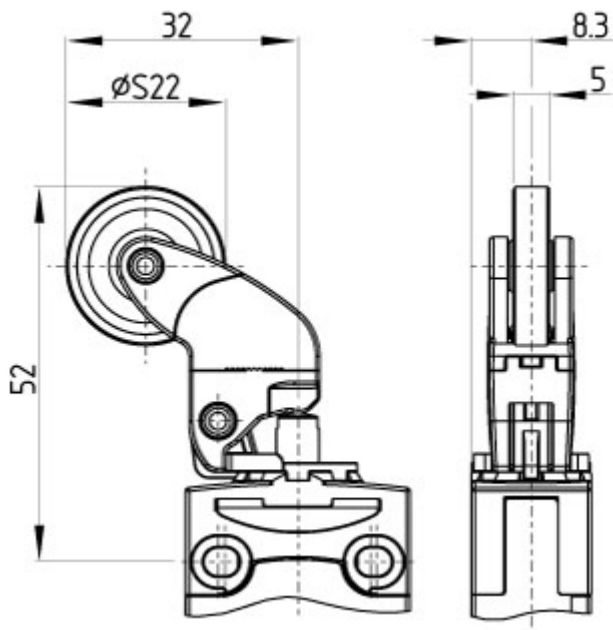
---



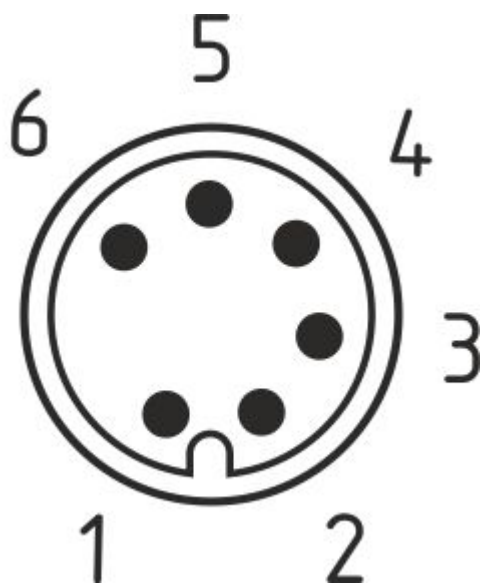
Product photo



Dimensional drawing (basic component)



Dimensional drawing (actuator)



Diagram

---

K.A. Schmersal GmbH & Co. KG, Möddinghofe 30, D-42279 Wuppertal

The data and values have been checked thoroughly. Technical modifications and errors excepted.

Generiert am 13.02.2019 - 13:48:18h Kasbase 3.3.0.F.64I