

Datasheet - TQ 900-13

Pull-wire switches / TQ 900



Preferred typ



- Metal enclosure
- one-side operation / wire up to 50 m long
- Position indicator
- Robust design
- Large wiring compartment
- Twisting of towing eye not possible
- External watertight collar
- 3 cable entries M 20 x 1.5

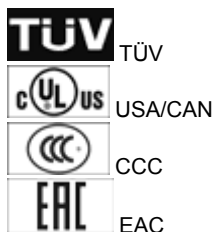
(Minor differences between the printed image and the original product may exist!)

Ordering details

Product type description	TQ 900-13
Article number	101184481
EAN Code	4030661333700
eCl@ss	27-37-12-90

Approval


Approval



Classification

Standards	EN ISO 13849-1
B10d Normally-closed contact (NC)	100 000 operations
B10d Normally open contact (NO)	100 000 operations
Mission time	20 Years

Global Properties

Permanent light	TQ 900
Standards	IEC/EN 60947-5-1
Compliance with the Directives (Y/N) 	Yes
Materials	
- Material of the housings	zinc die-cast
- Material of the cover	Plastic, thermoplastic
- Material of the contacts	Silver
Housing coating	painted
Weight	1220

Mechanical data

Design of electrical connection	Screw connection
Cable section	
- Min. Cable section	0,75
- Max. Cable section	1 x 2.5
Mechanical life	> 1.000.000 operations
notice	All indications about the cable section are including the conductor ferrules.
Actuating force	max. 200 N
actuating travel	max. 400 mm
Indicator lamp (Y/N)	optional
Length of wire	5 m up max. 50 m

Ambient conditions

Ambient temperature	
- Min. environmental temperature	-25
- Max. environmental temperature	+70
Protection class	IP67 to IEC/EN 60529

Electrical data

Design of control element	Normally open contact (NO), Opener (NC)
Switching principle	Creep circuit element
Number of shutters	1
Number of openers	3
Rated impulse withstand voltage U_{imp}	6 kV
Rated insulation voltage U_i	500 V
Thermal test current I_{the}	6 A
Utilisation category	AC-15: 230 V / 4 A, DC-13: 24 V / 1 A
Max. fuse rating	6 A gG D-fuse

Dimensions

Dimensions of the sensor	
- Width of sensor	71.5
- Height of sensor	220.3 bis 236.3
- Length of sensor	69.7

notice

For lengths of over 10 m, intermediate wire supports must be installed every 3 to 5 m.

Recommended cable lengths for pull-wire Emergency-Stop switches in relation to the range of ambient temperature.

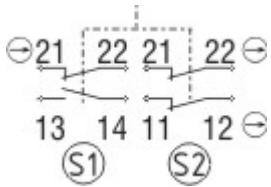
The screwed G24-M20 indicator lamp must be ordered separately, see accessories.

As the thimbles are subject to deformation in case of wire pull, the wire should be pulled several times after fitting. After that, the wire must be re-tensioned using the eyebolt or the tensioner.






Indication legend

- 1 = Wire rope
- 2 = Eyebolt
- 3 = nut
- 4 = Wire clamp
- 5 = Tensioning Jack
- 6 = Wire thimble
- 7 = shackle
- 8 = rope tensioner
- A = Position indicator

Diagram



Note Diagram

-  positive break NC contact
-  active
-  no active
-  Normally-open contact
-  Normally-closed contact

Ordering code

TQ 900-(1)(2)

(1)	
11	1 Normally open contact (NO) / 1 Opener (NC)
13	1 Normally open contact (NO) / 3 Opener (NC)
22	2 Normally open contact (NO) / 2 Opener (NC)
02	2 Opener (NC)
04	4 Opener (NC)

Documents

Operating instructions and Declaration of conformity (jp) 459 kB, 09.10.2018

Code: mrl_tq900_jp

Operating instructions and Declaration of conformity (pl) 390 kB, 09.10.2018

Code: mrl_tq900_pl

Operating instructions and Declaration of conformity (fr) 356 kB, 09.10.2018

Code: mrl_tq900_fr

Operating instructions and Declaration of conformity (pt) 356 kB, 09.10.2018

Code: mrl tq900 pt

Operating instructions and Declaration of conformity (nl) 359 kB, 09.10.2018

Code: mrl_tq900_nl

Operating instructions and Declaration of conformity (br) 314 kB, 12.12.2018

Code: mrl_tq900_br

Operating instructions and Declaration of conformity (it) 286 kB, 12.12.2018

Code: mrl_tq900_it

Operating instructions and Declaration of conformity (es) 295 kB, 12.12.2018

Code: mrl_tq900_es

Operating instructions and Declaration of conformity (en) 305 kB, 12.12.2018

Code: mrl_tq900_en

Operating instructions and Declaration of conformity (de) 293 kB, 12.12.2018

Code: mrl_tq900_de

Declaration of conformity (de) 105 kB, 12.06.2017

Code: __q44p01

BG-test certificate (de, en) 295 kB, 26.11.2007

Code: z_zq9p01

CCC certification (en) 4 MB, 29.10.2018

Code: q_zq9p02

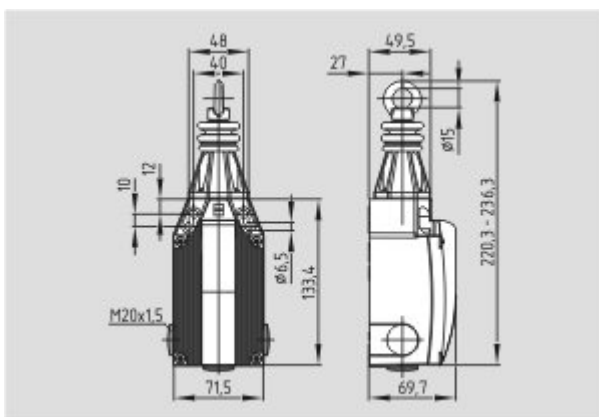
CCC certification (cn) 3 MB, 29.10.2018

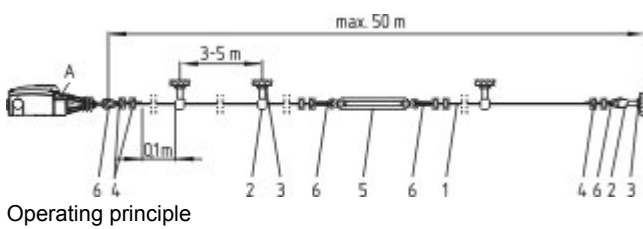
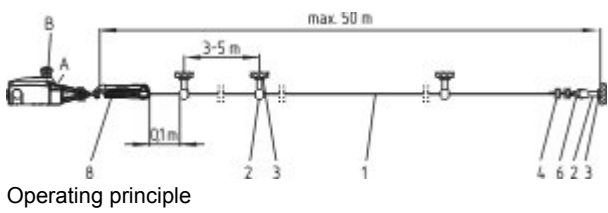
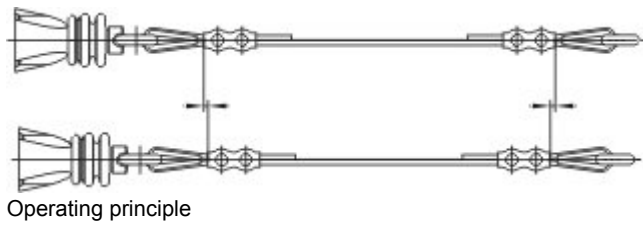
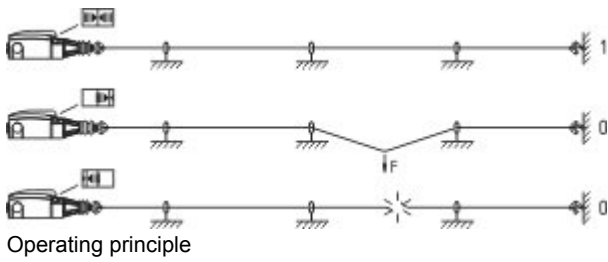
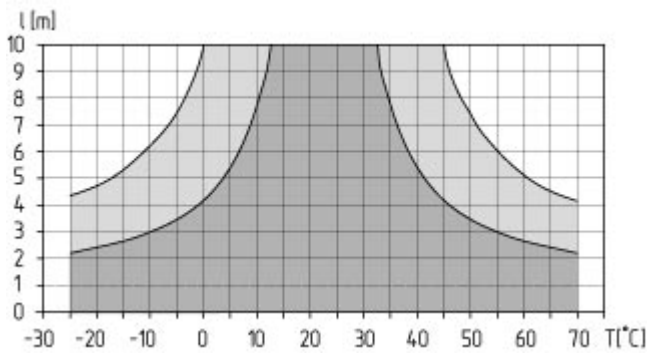
Code: q_zq9p03

EAC certification (ru) 844 kB, 05.10.2015

Code: q_6037p17_ru

Images





System components

Accessories



101192471 - Eyebolt BM 8 x 70 NIRO

101084928 - Eyebolt BM 10 x 40



101203477 - Wire clamp 3 mm NIRO



101203478 - Wire clamp 5 mm NIRO



101190917 - Duplex wire clamp 3 mm NIRO

- for Wire rope Ø 3 mm



101196043 - Egg-shaped wire clamp GR 3

- for Wire rope Ø 3 mm



101203472 - WIRE THIMBLE 3 mm NIRO

- for Wire rope Ø 3 mm
- to DIN 6899



101203476 - WIRE THIMBLE 5 mm NIRO

- for Wire rope Ø 5 mm
- to DIN 6899



101192433 - PULLEY

- for Wire rope Ø 3 mm
- To guide the wire rope where the path is not a straight line





101087930 - TENSIONING JACK M6

- For exact adjustment of the tension of the wire rope
- to DIN 1480



103005863 - TENSION SPRING ACC-700-RZ173I

- To maintain the reaction force



101186490 - SHACKLE NIRO

- Shackle for fixing the wire rope to the eyebolt



101078670 - WIRE ROPE 5 mm

- With red PVC sheath
- Ø 5 mm total
- Steel core Ø 3 mm
- Quantity: Meter



103003628 - WIRE UNIT COMPLETE 5 m

- Ready-to-fit
- With red PVC sheath



103003629 - WIRE UNIT COMPLETE 10 m

- Ready-to-fit
- With red PVC sheath



103003865 - WIRE UNIT COMPLETE 15 m

- Ready-to-fit
- With red PVC sheath

103003866 - WIRE UNIT COMPLETE 20 m

- Ready-to-fit
- With red PVC sheath



101170761 - WIRE UNIT COMPLETE 25 m

- Ready-to-fit
- With red PVC sheath



103003630 - WIRE UNIT COMPLETE 30 m

- Ready-to-fit
- With red PVC sheath



103003867 - WIRE UNIT COMPLETE 40 m

- Ready-to-fit
- With red PVC sheath



103003631 - WIRE UNIT COMPLETE 50 m

- Ready-to-fit
- With red PVC sheath



101186704 - rope tensioner S 900

- Smooth adjustment
- Only one tool
- Antiskid
- Time-saving
- Ergonomic
- No risk of injury



101193805 - MP ZQ/TQ900-441/75

- Mounting plate set for ZQ 900 / TQ 900



103006011 - ACC-CGLD-M20-MS

- cable gland M20
- Metal film





103006009 - ACC-BPL-M20-MS

- Locking screw M20
- Metal film



101150877 - Indicator lamp G24-M20

- red LED and green LED
- To be screwed in cable entries M 20 x 1.5
- white lens (clear)



101186263 - Indicator lamp G24-M20 Orange

- amber LED, white lens (clear)
- To be screwed in cable entries M 20 x 1.5

K.A. Schmersal GmbH & Co. KG, Mödinghofe 30, D-42279 Wuppertal

The data and values have been checked thoroughly. Technical modifications and errors excepted.

Generiert am 13.02.2019 - 14:15:07h Kasbase 3.3.0.F.64I