

Datasheet - TV1H 235-11z

Position switch / 235 Metal enclosure - EN 50047 with Actuator / 235 Roller lever 1H



(Minor differences between the printed image and the original product may exist!)


- Metal enclosure
- Wide range of alternative actuators
- Good resistance to oil and petroleum spirit
- 30 mm x 63,5 mm x 30 mm
- Actuator heads can be repositioned by 4 x 90°
- Mounting details to EN 50047
- 1 Cable entry M 20 x 1.5
- Lever angle adjustable in 10° steps

Ordering details

| | |
|--------------------------|---------------|
| Product type description | TV1H 235-11Z |
| Article number | 101164167 |
| EAN Code | 4030661204840 |
| eCl@ss | 27-27-26-01 |

Approval


Approval



Classification

| | |
|-----------------------------------|--|
| Standards | EN ISO 13849-1 |
| B10d Normally-closed contact (NC) | 20.000.000 |
| Mission time TM | 20 Years |
| notice | $MTTF_d = \frac{B_{10d}}{0,1 \times n_{op}}$ $n_{op} = \frac{d_{op} \times h_{op} \times 3600 \text{ s/h}}{t_{cycle}}$ |

Global Properties

| | |
|--|---|
| Permanent light | T 235 Rollenschwenkhebel 1H |
| Standards | IEC 60947-5-1, ISO 13849-1, BG-GS-ET-15 |
| Compliance with the Directives (Y/N)  | Yes |
| Suitable for safety functions (Y/N) | Yes |
| Actuator type | A to EN 50047 |
| Materials | |
| - Material of the housings | Zink |
| - Lever material | Plastic |
| - Roller material | Plastic |
| - Material of the contacts | Silver |
| Housing coating | painted |
| Housing construction form | Norm construction design |
| Weight | 200 |


Mechanical data

| | |
|---|---|
| Design of electrical connection | Screw connection |
| Cable section | |
| - Min. Cable section | 0,75 |
| - Max. Cable section | 2.5 |
| Mechanical life | 20.000.000 operations |
| Switching frequency | max. 5000 /h |
| notice | All indications about the cable section are including the conductor ferrules. |
| Design of actuating element | Roller lever |
| actuating torque | min. 15 Ncm |
| Bounce duration | in accordance with actuating speed |
| Switchover time | in accordance with actuating speed |
| Positive break torque | 18.5 Ncm |
| Actuating speed with actuating angle 30° to switch axis | |
| - Min. Actuating speed | 492 mm/min |
| - Max. Actuating speed | 1 m/s |

Ambient conditions

| | |
|----------------------------------|--------|
| Ambient temperature | |
| - Min. environmental temperature | -30 °C |
| - Max. environmental temperature | +80 °C |
| Protection class | IP67 |

Electrical data

| | |
|---|--|
| Design of control element | Normally open contact (NO), Opener (NC) |
| Switching principle | Creep circuit element |
| - positive break NC contact  | |
| Number of auxiliary contacts | 1 |
| Number of safety contacts | 1 |
| Rated impulse withstand voltage U _{imp} | 6 kV |
| Rated insulation voltage U _i | 500 V |
| Thermal test current I _{the} | 10 A |
| Utilisation category | AC-15: 230 V / 4 A, DC-13: 24 V / 1 A |
| Required rated short-circuit current | 1000 A |
| Max. fuse rating | 6 A gG D-fuse |

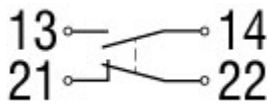
ATEX

| | |
|---|------|
| Explosion protection categories for gases | None |
| Explosion protected category for dusts | None |

Dimensions

| | |
|--------------------------|---------|
| Dimensions of the sensor | |
| - Width of sensor | 30 mm |
| - Height of sensor | 111 mm |
| - Length of sensor | 42.5 mm |

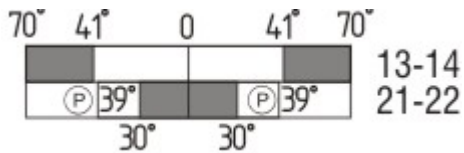
Diagram



Note Diagram

- positive break NC contact
- active
- no active
- Normally-open contact
- Normally-closed contact

Switch travel diagram



Notes Switch travel diagram

- Contact closed
- Contact open
- Setting range
- Break point
- Positive opening sequence/- angle
- VS** adjustable range of NO contact
- VÖ** adjustable range of NC contact
- N** after travel

Ordering suffix

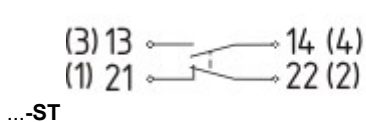
The applicable ordering suffix is added at the end of the part number of the safety switch.

Order example: TV1H 235-11z-**1637**

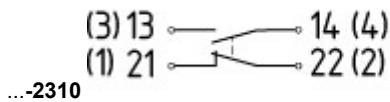
....-**1637** 0,3 µm gold-plated contacts

....-**NPT** Cable entry NPT 1/2"

....-**Z** Actuator head gasket



M12 connector with A-coding
 Rated impulse withstand voltage U_{imp} : 0,8 kV
 Rated insulation voltage U_i : 50 V
 Rated operating voltage U_e : 50 V
 Operating current I_e : 4 A
 Caution! The versions with connector may only be used in PELV circuits to EN 60204-1.



M12 connector with B-coding
 Rated impulse withstand voltage U_{imp} : 0,8 kV
 Rated insulation voltage U_i : 50 V
 Rated operating voltage U_e : 50 V
 Operating current I_e : 4 A
 Caution! The versions with connector may only be used in PELV circuits to EN 60204-1.

...-2574

\$missingName\$

Ordering code

(1)(2) 2(3)5-(4)Z(5)-(6)-(7)-(8)-(9)

(1)

Z

T

(2)

S

R

4S

4R

1R

K

3K

4K

K4

1H

7H

10H

12H

14H

AF

(3)

3

5

(4)

02

11

20

(5)

H

UE

(6)

without

Snap action

Slow action

Plunger S

Roller plunger R

Plunger 4S

Roller plunger 4R

Offset roller lever 1R

Offset roller lever K

Angle roller lever 3K

Angle roller lever 4K

Angle roller lever K4

Roller lever 1H

Roller lever 7H

Rod lever 10H

Roller lever 12H

Roller lever 14H

Spring rod lever AF

slim design

large design

2 Opener (NC)

1 Normally open contact (NO) / 1 Opener (NC)

2 Normally open contact (NO), (Switch with 2 NO contacts are not for security tasks)

Slow action with staggered contacts

Slow action with overlapping contacts

Cable entry M20

| | |
|----------------|--|
| ID | IDC method of termination |
| NPT | cable entry NPT 1/2" |
| ST | M12 connector with A-coding (<i>Caution! The versions with connector may only be used in PELV circuits to EN 60204-1.</i>) |
| ST-2310 | M12 connector with B-coding (<i>Caution! The versions with connector may only be used in PELV circuits to EN 60204-1.</i>) |
| (7) | |
| 2574 | |
| (8) | |
| 2138 | Roller lever 7H for Position switches with safety function |
| (9) | |
| 1637 | gold-plated contacts |

Documents

Operating instructions and Declaration of conformity (en) 160 kB, 15.06.2018

Code: mrlk_zt235_236_en

Operating instructions and Declaration of conformity (es) 161 kB, 21.06.2018

Code: mrlk_ZT235_236_es

Operating instructions and Declaration of conformity (de) 160 kB, 15.06.2018

Code: mrlk_ZT235_236_de

Operating instructions and Declaration of conformity (pl) 198 kB, 27.06.2018

Code: mrlk_ZT235_236_pl

Operating instructions and Declaration of conformity (nl) 162 kB, 15.06.2018

Code: mrlk_ZT235_236_nl

Operating instructions and Declaration of conformity (pt) 163 kB, 27.06.2018

Code: mrlk_ZT235_236_pt

Operating instructions and Declaration of conformity (it) 162 kB, 15.06.2018

Code: mrlk_ZT235_236_it

Operating instructions and Declaration of conformity (fr) 164 kB, 15.06.2018

Code: mrlk_ZT235_236_fr

Operating instructions and Declaration of conformity (cs) 194 kB, 25.01.2019

Code: mrlk_ZT235_236_cs

Declaration of conformity (es) 91 kB, 18.06.2018

Code: KAS_konfi_nsr_zt2xx-3xx_es

Declaration of conformity (pl) 130 kB, 18.06.2018

Code: KAS_konfi_nsr_zt2xx-3xx_pl

Declaration of conformity (it) 89 kB, 18.06.2018

Code: KAS_konfi_nsr_zt2xx-3xx_it

Declaration of conformity (pt) 90 kB, 18.06.2018

Code: KAS_konfi_nsr_zt2xx-3xx_pt

Declaration of conformity (fr) 89 kB, 18.06.2018

Code: KAS_konfi_nsr_zt2xx-3xx_fr

Declaration of conformity (de) 581 kB, 07.06.2018

Code: KAS_konfi_nsr_zt2xx-3xx_de

Declaration of conformity (en) 579 kB, 07.06.2018

Code: KAS_konfi_nsr_zt2xx-3xx_en

Declaration of conformity (nl) 89 kB, 18.06.2018

Code: KAS_konfi_nsr_zt2xx-3xx_nl

CCC certification (cn) 4 MB, 11.04.2018

Code: q_235p02

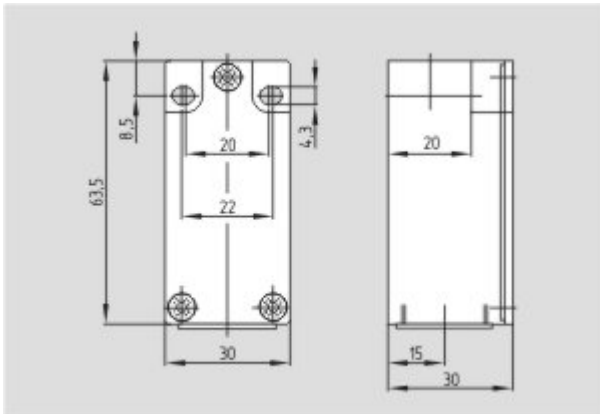
CCC certification (en) 4 MB, 27.10.2017

Code: q_235p01

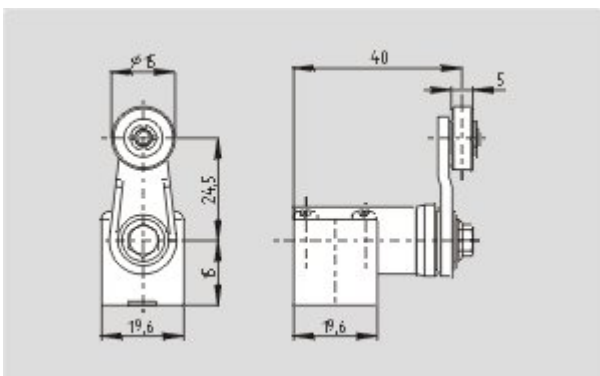
EAC certification (ru) 844 kB, 05.10.2015

Code: q_6037p17_ru

Images



Dimensional drawing (basic component)



Dimensional drawing (actuator)

K.A. Schmersal GmbH & Co. KG, Möddinghofe 30, D-42279 Wuppertal

The data and values have been checked thoroughly. Technical modifications and errors excepted.

Generiert am 13.02.2019 - 13:16:08h Kasbase 3.3.0.F.64I