

## Datasheet - MK 441-11Y

Position switch / medium heavy Position switch / T/M 441 / 441 Offset roller lever K



Preferred typ



- Metal enclosure
- 2 Contacts
- 106 mm x 99 mm x 63 mm (basic component)
- Protection class IP65
- Actuator heads can be repositioned by 4 x 90°
- 2 cable entries M 20 x 1.5

(Minor differences between the printed image and the original product may exist!)

### Ordering details

Product type description	MK 441-11Y
Article number	101058945
EAN Code	4030661034287
eCl@ss	27-27-06-01

### Approval

Approval



### Global Properties

Permanent light	441 Rollenhebel K
Standards	EN 60947-5-1
Compliance with the Directives (Y/N)	Yes
Suitable for safety functions (Y/N)	No
Standard housing (Y/N)	No
Materials	
- Material of the housings	cast iron, galvanized
- Roller material	Plastic
- Material of the contacts	Silver
Housing coating	painted

Weight	1280
Slide form	Castor

## Mechanical data

---

Design of electrical connection	Screw connection
Cable section	
- Min. Cable section	1.5
- Max. Cable section	2.5
AWG-Number	13
Active principle	mechanical
Mechanical life	5.000.000 operations
notice	All indications about the cable section are including the conductor ferrules.
Design of actuating element	Offset roller lever
Bounce duration	≤ 5
Switchover time	≤ 35
Contact opening	2 x 2.5
Actuating speed with vertical actuating angle to switch axis	
- Min. Actuating speed	1
- Max. Actuating speed	0,5
- Actuating angle from left of switch axis	45
- Actuating angle from right of switch axis	30

## Ambient conditions

---

Ambient temperature	
- Min. environmental temperature	-30
- Max. environmental temperature	+90
Protection class	IP65 to IEC/EN 60529

## Electrical data

---

Design of control element	Normally open contact (NO), Opener (NC)
- Change-over contact with double break	
- galvanically separated contact bridges	
Switching principle	Snap switch element
Number of shutters	1
Number of openers	1
Rated impulse withstand voltage $U_{imp}$	4 kV
Rated insulation voltage $U_i$	250 V
Thermal test current $I_{the}$	16 A
Utilisation category	AC-15: 250 V / 4 A
Max. fuse rating	16 A gG D-fuse

## Dimensions

---

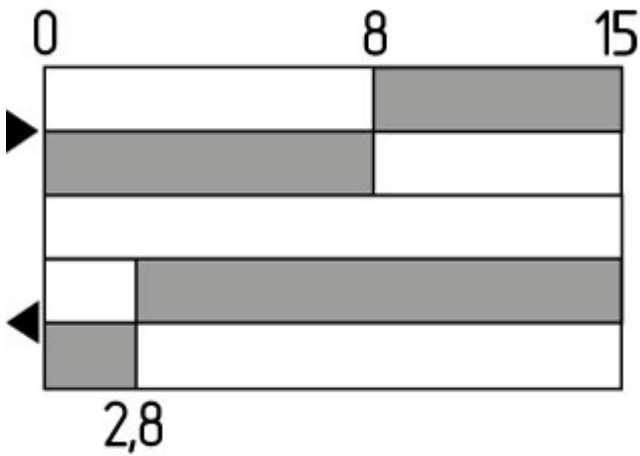
Dimensions of the sensor	
- Width of sensor	106
- Height of sensor	173
- Length of sensor	63
Roller wide	6.5
Roller diameter	25

## notice

notice

Actuation from the right should be avoided, since this reduces the mechanical life of the position switch.

## Switch travel diagram



Notes Switch travel diagram

■ Contact closed

□ Contact open

▨ Setting range

Ⓛ Break point

Ⓟ Positive opening sequence/- angle

**VS** adjustable range of NO contact

**VÖ** adjustable range of NC contact

**N** after travel

## Ordering suffix

The applicable ordering suffix is added at the end of the part number of the safety switch.

Order example: MK 441-11Y-A

...-A	Aluminium enclosure
...-T	Temperature-resistant and tropical version with ceramic insulation for -40°C ... +200°C Rated insulation voltage $U_i$ : 500 V (Snap action)
...- 1276-2	gold-plated contacts
...-RMS	Available with metal roller

## Ordering code

(1)(2) 441-11Y(3)-(4)-(5)

(1)

T Slow action

M Snap action

(2)

<b>S</b>	Plunger S
<b>2S</b>	Telescopic plunger 2S
<b>R</b>	Roller plunger R
<b>K</b>	Offset roller lever K
<b>J</b>	Offset roller lever J
<b>2C</b>	Fork lever 2C
<b>L</b>	Roller lever L
<b>D</b>	Roller lever D
<b>(3)</b>	
<b>UE</b>	Slow action with overlapping contacts
<b>(4)</b>	
<i>without</i>	Cast iron enclosure
<b>A</b>	Aluminium enclosure
<b>(5)</b>	
<b>T</b>	Temperature-resistant and tropical version with ceramic insulation for -40 °C ... +200 °C
<b>1276-2</b>	gold-plated contacts

## Documents

---

### Operating instructions and Declaration of conformity (nl) 95 kB, 20.07.2018

Code: mrlk\_posi-allgemein\_nl

### Operating instructions and Declaration of conformity (ru) 133 kB, 09.07.2018

Code: mrlk\_posi-allgemein\_ru

### Operating instructions and Declaration of conformity (es) 88 kB, 09.07.2018

Code: mrlk\_posi-allgemein\_es

### Operating instructions and Declaration of conformity (en) 86 kB, 09.07.2018

Code: mrlk\_posi-allgemein\_en

### Operating instructions and Declaration of conformity (cn) 138 kB, 09.07.2018

Code: mrlk\_posi-allgemein\_cn

### Operating instructions and Declaration of conformity (it) 86 kB, 09.07.2018

Code: mrlk\_posi-allgemein\_it

### Operating instructions and Declaration of conformity (jp) 285 kB, 09.07.2018

Code: mrlk\_posi-allgemein\_jp

### Operating instructions and Declaration of conformity (pl) 118 kB, 09.07.2018

Code: mrlk\_posi-allgemein\_pl

### Operating instructions and Declaration of conformity (fr) 85 kB, 09.07.2018

Code: mrlk\_posi-allgemein\_fr

### Operating instructions and Declaration of conformity (pt) 86 kB, 09.07.2018

Code: mrlk\_posi-allgemein\_pt

### Operating instructions and Declaration of conformity (de) 88 kB, 09.07.2018

Code: mrlk\_posi-allgemein\_de

### Declaration of conformity (de) 94 kB, 08.08.2016

Code: \_\_422p01

**Declaration of conformity** (pl) 129 kB, 08.08.2016

Code: \_\_422p01\_pl

**Declaration of conformity** (en) 84 kB, 29.11.2018

Code: \_\_422p01\_en

**CCC certification** (cn) 3 MB, 09.04.2018

Code: q\_352p03

**CCC certification** (en) 3 MB, 09.04.2018

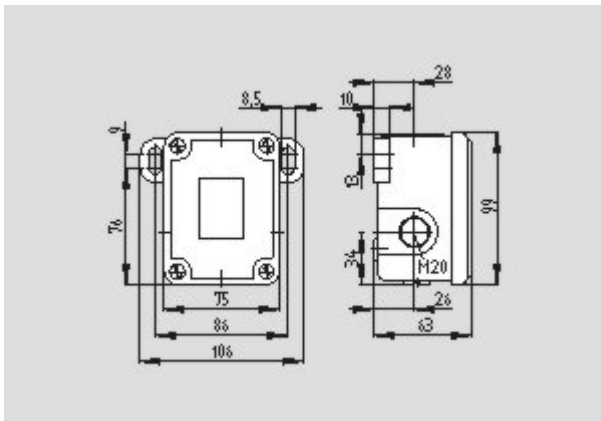
Code: q\_352p02

**EAC certification** (ru) 388 kB, 20.01.2016

Code: q\_1527p17\_ru

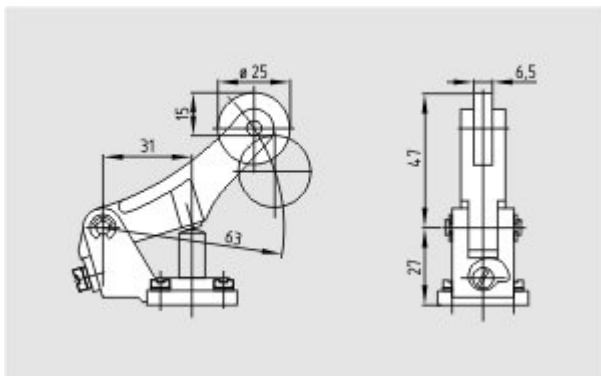
## Images

---



Dimensional drawing (basic component)

---



Dimensional drawing (miscellaneous)

---



Operating principle

---

K.A. Schmersal GmbH & Co. KG, Möddinghofe 30, D-42279 Wuppertal  
The data and values have been checked thoroughly. Technical modifications and errors excepted.  
Generiert am 13.02.2019 - 13:39:29h Kasbase 3.3.0.F.64l