

## Datasheet - NDTP30GB

Command and signalling devices / Push buttons and pilot lights - "N" Program / NDTP -  
Mushroom button



(Minor differences between the printed image and the original product may exist!)

### Ordering details

Product type description	NDTP30GB
Article number	103005361
EAN Code	
eCl@ss	27-37-12-12




### Approval

Approval



### Global Properties

Permanent light	Schlagtaster NDTP
Standards	IEC/EN 60947-1, EN 60947-5-1
Compliance with the Directives (Y/N)	No
Suitable for safety functions (Y/N)	No
Mounting	mounting flange EFM
Materials	
- Material of the operators	Plastic
- Material of the front ring	ABS, Chromium-plated
- Material of the bellows	Silicone
Design	Round
Form	Round

Color	
- Colour of the operating element	 yellow
- Colour of the bellows	 White
- Colour of the front ring	 Silver
Weight	36
Can be illuminated (Y/N)	No
Manner of using	Mushroom button

## Mechanical data

---

Actuating stroke	5
Latching (Y/N)	No
Probing possible (Y/N)	Yes
Front plate thickness	
- min. front plate thickness	1.5
- max. front plate thickness	6
Tightening torque for fixing screws	0,6
mounting flange available (Y/N)	Yes

## Ambient conditions

---

Ambient temperature	
- Min. environmental temperature	-25
- Max. environmental temperature	+80
Storage and transport temperature	
- Min. Storage and transport temperature	-
- Max. Storage and transport temperature	-
Fully insulated (Y/N)	Yes
Sealing type	membrane, lip seal
Protection type IP	IP67, IP69K

## Dimensions

---

Dimensions	
- Height	20
- diameters for the actuating heads	Ø 30
- Hole, diameter	22.3 + 0,4
Spacing	50 x 50

## Documents

---

### Operating instructions and Declaration of conformity (it) 2 MB, 14.06.2017

Code: mrl\_programme-e-n-r\_it

### Operating instructions and Declaration of conformity (en) 1 MB, 06.11.2018

Code: mrl\_programme-e-n-r\_en

### Operating instructions and Declaration of conformity (pl) 2 MB, 12.10.2017

Code: mrl\_programme-e-n-r\_pl

### Operating instructions and Declaration of conformity (jp) 2 MB, 28.06.2017

Code: mrl\_programme-e-n-r\_jp

### Operating instructions and Declaration of conformity (pt) 2 MB, 31.05.2017

Code: mrl\_programme-e-n-r\_pt

**Operating instructions and Declaration of conformity (de)** 1 MB, 06.11.2018

Code: mrl\_programme-e-n-r\_de

**Operating instructions and Declaration of conformity (es)** 1 MB, 05.12.2018

Code: mrl\_programme-e-n-r\_es

**Operating instructions and Declaration of conformity (nl)** 1 MB, 05.12.2018

Code: mrl\_programme-e-n-r\_nl

**Operating instructions and Declaration of conformity (fr)** 1 MB, 05.12.2018

Code: mrl\_programme-e-n-r\_fr

**Operating instructions and Declaration of conformity (cn)** 2 MB, 21.06.2017

Code: mrl\_programme-e-n-r\_cn

**BG-test certificate (de, en, fr)** 174 kB, 31.07.2014

Code: z\_ndrp01

**IPA Data (en)** 248 kB, 09.11.2012

Code: i\_ipap02

**IPA Data (de)** 255 kB, 05.09.2014

Code: i\_ipap01

## Images

---

## System components

---

### Accessories



**101014388 - EFM**

### contact element



#### contact element EF

- Screw connection
- Mounting flange position 1
- 23-24; 11-12 (Contact labelling)

---

K.A. Schmersal GmbH & Co. KG, Möddinghofe 30, D-42279 Wuppertal

The data and values have been checked thoroughly. Technical modifications and errors excepted.

Generiert am 13.02.2019 - 12:54:22h Kasbase 3.3.0.F.64I