

Datasheet - BNS 303-12Z-ST

Safety sensors / BNS 303



(Minor differences between the printed image and the original product may exist!)

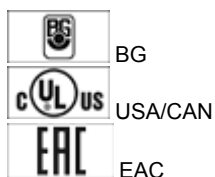
- Thermoplastic enclosure
- Long life
- Suitable for food processing industry only in combination with BPS 303 SS
- no mechanical wear
- Ø M30
- Insensitive to transverse misalignment
- Insensitive to soiling
- Connector M12, 4-pole

Ordering details

Product type description	BNS 303-12Z-ST
Article number	BNS 303-12z-ST
EAN Code	
eCl@ss	27-27-24-02

Approval


Approval



Classification

Standards	EN ISO 13849-1
B10d Normally-closed contact/Normally open contact (NC/NO)	25.000.000
- notice	at max. 20% contact load
Mission time	20 Years
notice	$MTTF_d = \frac{B_{10d}}{0,1 \times n_{op}}$ $n_{op} = \frac{d_{ap} \times h_{cp} \times 3600 \text{ s/h}}{t_{cycle}}$

Global Properties

Permanent light	BNS 303
Standards	IEC 60947-5-3, BG-GS-ET-14
Compliance with the Directives (Y/N) 	Yes
Materials	
- Material of the housings	Plastic, glass-fibre reinforced thermoplastic
- Material of the nuts	thermoplastic
Coding available (Y/N)	Yes
Monitoring function of downstream devices (Y/N)	No
Prerequisite evaluation unit	
Recommended safety-monitoring module	AES 1102, AES 1112, AES 6112, AES 7112
Recommended actuator	BPS 300 , BPS 303 , BPS 303 SS

Mechanical data

Design of electrical connection	Connector M12
mechanical installation conditions	quasi-flush
Active area	
Ensured switch distance ON S_{ao}	5 mm
Ensured switch distance OFF S_{ar}	15 mm
Type of actuation	Magnet
Direction of motion	head-on with regard to the active surface
restistance to shock	30 g / 11 ms
Resistance to vibration	10 ... 55 HZ, Amplitude 1 mm
Tightening torque for nuts	A/F 36 max. 300 Ncm
Tightening torque for connectors	

Ambient conditions

Ambient temperature	
- Min. environmental temperature	-25 °C
- Max. environmental temperature	+70 °C
Storage and transport temperature	
- Min. Storage and transport temperature	-25 °C
- Max. Storage and transport temperature	+70 °C
Protection class	IP67

Electrical data

Integrated Safety monitoring module available (Y/N)	No
Cross circuit/short circuit recognition possible (Y/N)	Yes
Voltage type	VAC/DC
Switch frequency	max. 5 HZ
Switching voltage	max. 100 VAC/DC
Switching current	max. 400 mA
Switching capacity	max. 10 W

Outputs

Design of control output	Other, Reed kontakts
Number of shutters	1
Number of openers	2
Design of output signal switching device	

Electrical data - Safety outputs

Number of secure semi-conductor outputs	0
Number of secure outputs with contact	2

Electrical data - Diagnostic output

Number of semi-conductor outputs with signaling function	0
Number of outputs with signaling function that already have a contact	1

LED switching conditions display

LED switching conditions display (Y/N)	No
--	----

ATEX

Explosion protection categories for gases	None
Explosion protected category for dusts	None

Dimensions

Dimensions of the sensor	
- Length of sensor	44 mm
- Diameter of sensor	M30

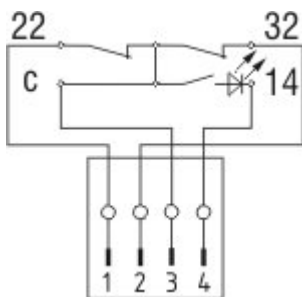
notice

Contact symbols shown for the closed condition of the guard device.
The contact configuration for versions with or without LED is identical.






Included in delivery

Actuators must be ordered separately.	
Mounting accessories - Nuts M 30 x 1,5	2 piece

Diagram



Note Diagram

-  positive break NC contact
-  active
-  no active
-  Normally-open contact
-  Normally-closed contact

Ordering code

BNS 303-(1)Z(2)-(3)-(4)

(1)	
11	1 Normally open contact (NO) / 1 Opener (NC)
12	1 Normally open contact (NO) / 2 Opener (NC)
02	- / 2 Opener (NC)
03	- / 3 Opener (NC)
(2)	
<i>without</i>	without LED switching conditions display
G	with LED switching conditions display
(3)	
<i>without</i>	with cable
ST	with connector M12
(4)	
2187	Individual contact outlet
2211	higher switching distance

Documents

Operating instructions and Declaration of conformity (it) 445 kB, 03.01.2018

Code: mrl_bns303_it

Operating instructions and Declaration of conformity (nl) 447 kB, 03.01.2018

Code: mrl_bns303_nl

Operating instructions and Declaration of conformity (pt) 450 kB, 03.01.2018

Code: mrl_bns303_pt

Operating instructions and Declaration of conformity (jp) 551 kB, 03.01.2018

Code: mrl_bns303_jp

Operating instructions and Declaration of conformity (fr) 451 kB, 03.01.2018

Code: mrl_bns303_fr

Operating instructions and Declaration of conformity (es) 448 kB, 03.01.2018

Code: mrl_bns303_es

Operating instructions and Declaration of conformity (de) 413 kB, 15.12.2017

Code: mrl_bns303_de

Operating instructions and Declaration of conformity (en) 449 kB, 15.12.2017

Code: mrl_bns303_en

Operating instructions and Declaration of conformity (pl) 480 kB, 03.01.2018

Code: mrl_bns303_pl

Operating instructions and Declaration of conformity (da) 447 kB, 03.01.2018

Code: mrl_bns303_da

Operating instructions and Declaration of conformity (cs) 481 kB, 02.01.2018

Code: mrl_bns303_cs



Connector



A-K4M12

- Pre-wired cable
- 4-pole

Mounting accessories



101068520 - MOUNTING CLAMP H 30

- For a smooth fitting of the proximity switches with cylindric shape \varnothing 30 mm or thread M30

K.A. Schmersal GmbH & Co. KG, Möddinghofe 30, D-42279 Wuppertal

The data and values have been checked thoroughly. Technical modifications and errors excepted.

Generiert am 13.02.2019 - 14:25:11h Kasbase 3.3.0.F.64I