

Datasheet - SVE2/xxx-24VDC

Key transfer system / SVE - Key selector switch - Interlocking equipment



- Thermoplastic enclosure
- Protection class IP65

(Minor differences between the printed image and the original product may exist!)

Ordering details

Product type description	SVE2/xxx-24VDC
Article number	SVE2/xxx-24VDC
EAN Code	
notice	In the order/inquiry the requested lock number "xxx" must be specified (e.g. SVE2/115/115-24VDC)! If no lock number is indicated in the order/inquiry, we will supply a lock number at our discretion. The user must ensure that lock numbers are not assigned twice in a single plant (factory site)! The user must ensure that no double key bit numbers are allocated on one site (company site)!
eCl@ss	27-27-26-03

Classification

Standards	EN ISO 13849-1
B10d Normally-closed contact (NC)	100.000
Mission time	20 Years
notice	$MTTF_d = \frac{B_{10d}}{0,1 \times n_{op}}$ $n_{op} = \frac{d_{op} \times h_{op} \times 3600 \text{ s/h}}{t_{cycle}}$

Global Properties

Permanent light	Schlüssel-Wahlschalter
Standards	IEC/EN 60947-1, IEC 60947-5-1, EN 1088
Compliance with the Directives (Y/N)	Yes
Number of key selector switch	2
Active principle	electromechanical
Duty cycle	Maanet 100

Materials	
- Material of the housings	Plastic, glass-fibre reinforced thermoplastic, self-extinguishing
- Material of the contacts	Silver
Housing coating	None
Enclosure color	Black / Silver
Color	
- Colour of the key grip	■ Silver
- Colour of the key	■ Silver
Weight	750
Key number	xxx
Key selector switch position	left, right
Locking system	Included in standard version

Mechanical data

Connection type	Screw connection
Cable section	
- Min. Cable section	0,25
- Max. Cable section	2.5
Mechanical life	100.000 operations
notice	All indications about the cable section are including the conductor ferrules.
Emergency unlocking device (Y/N)	No
Manual release (Y/N)	Yes
Emergency release (Y/N)	No

Ambient conditions

Ambient temperature	
- Min. environmental temperature	0
- Max. environmental temperature	+50
Protection class	IP65 / IP20 to IEC/EN 60529

Electrical data

Design of control element	Normally open contact (NO), Opener (NC)
Switching principle	Creep circuit element
Number of auxiliary contacts	3
Number of safety contacts	2
Power to unlock	Yes
Power to lock	No
Rated control voltage	24
Power consumption	8.5
Rated impulse withstand voltage	2.5
Rated insulation voltage	250
Thermal test current	4 A
Utilisation category	AC-15: 230 V / 4 A, DC-13: 24 V / 4 A
Max. fuse rating	4 A gG D-fuse To DIN EN 60269-1
notice	NC contacts in series

ATEX

Explosion protection categories for gases	None
Explosion protected category for dusts	None

Dimensions

Dimensions of the sensor

- Width of sensor	96
- Height of sensor	169
- Length of sensor	144

Included in delivery

Key and triangular tool included in delivery (incl. 1 key for emergencies)

notice - Operating principle

see drawing: **Operating principle**

Key 1-3 in Pos. 1, magnet de-energised: key-operated switch locked, NC contacts closed, key not withdrawable

Key 1-3 in Pos. 1, magnet energised NC contact open: key-operated switch unlocked, NC contacts closed, key not withdrawable

Key 1-3 in Pos. 2, magnet energised NC contact open: key-operated switch unlocked, NC contacts open, key withdrawable

Triangular tool for manual release in Pos. 3: key-operated switch mechanically locked, magnet non-operational, NC contact open

Triangular tool for manual release in Pos.4: magnet operational

Ordering code

SVE(1)(2)(3)/(4)(5)(6)-(7)

notice

Not all variations can be supplied.

The available order code used to convert the product part name.

(1)

1 1 Key selector switch

2 2 Key selector switch

3 3 Key selector switch

(2)

without Included in standard version Locking system

-ZI Central locking system-Locking system

(3)

without Included in standard version Silver

SR/

(4)

xxx Key number (n) 100 ... 999

(5)

oo/oo Colour of the key grip

■ (BR)

■ (GB)

■ (RT)

■ (BL)

■ (WS)

■ (GR)

■ (GN)

■ (SW)

and all combinations resulting thereof

(6)

without Magnet: 1 Opener (NC) / 1 Normally open contact (NO)

Key selector switch: 1 Opener (NC) / 1 Normally open contact (NO)

-3OE Magnet: 1 Opener (NC) / 1 Normally open contact (NO)

Key selector switch 2 Opener (NC) / 1 Normally open contact (NO)

Magnet: 1 Opener (NC) / 1 Normally open contact (NO)

Key selector switch 2 Opener (NC) / 1 Normally open contact (NO)

-W

(7)

24VDC

Us 24 VDC

24VAC

Us 24 VAC

115VAC

Us 115 VAC

230VAC

Us 230 VAC

Documents

Operating instructions and Declaration of conformity (da) 2 MB, 25.09.2015

Code: mrl_shgv-sve-svm_da

Operating instructions and Declaration of conformity (es) 2 MB, 22.08.2016

Code: mrl_shgv-sve-svm_es

Operating instructions and Declaration of conformity (jp) 2 MB, 23.03.2017

Code: mrl_shgv-sve-svm_jp

Operating instructions and Declaration of conformity (de) 2 MB, 25.07.2016

Code: mrl_shgv-sve-svm_de

Operating instructions and Declaration of conformity (fr) 2 MB, 16.09.2016

Code: mrl_shgv-sve-svm_fr

Operating instructions and Declaration of conformity (nl) 2 MB, 08.08.2018

Code: mrl_shgv-sve-svm_nl

Operating instructions and Declaration of conformity (en) 2 MB, 25.07.2016

Code: mrl_shgv-sve-svm_en

Operating instructions and Declaration of conformity (pt) 2 MB, 23.08.2016

Code: mrl_shgv-sve-svm_pt

Operating instructions and Declaration of conformity (cn) 2 MB, 27.07.2017

Code: mrl_shgv-sve-svm_cn

Operating instructions and Declaration of conformity (pl) 2 MB, 22.11.2016

Code: mrl_shgv-sve-svm_pl

Operating instructions and Declaration of conformity (it) 2 MB, 02.09.2016

Code: mrl_shgv-sve-svm_it

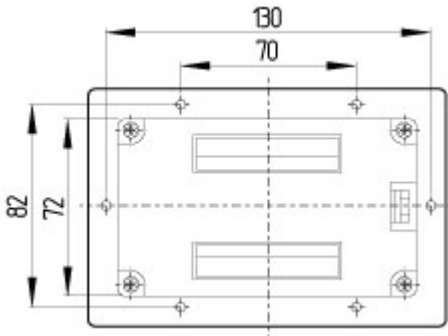
CCC certification (cn) 2 MB, 29.10.2018

Code: q_svep03

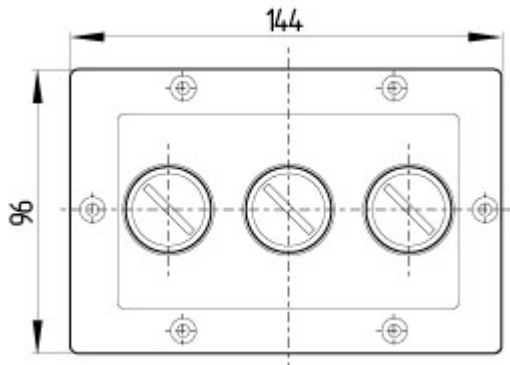
CCC certification (en) 2 MB, 29.10.2018

Code: q_svep02

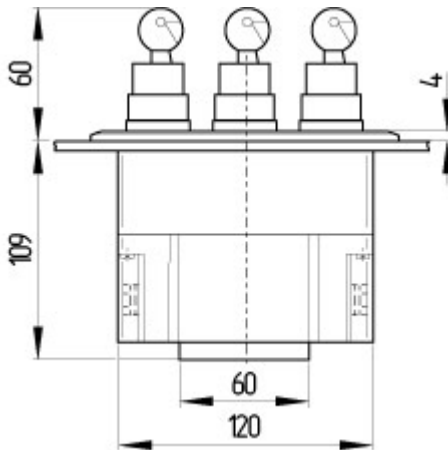
Images



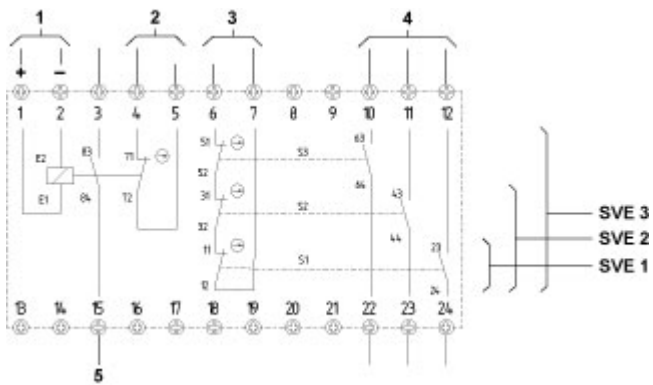
Dimensional drawing (basic component)



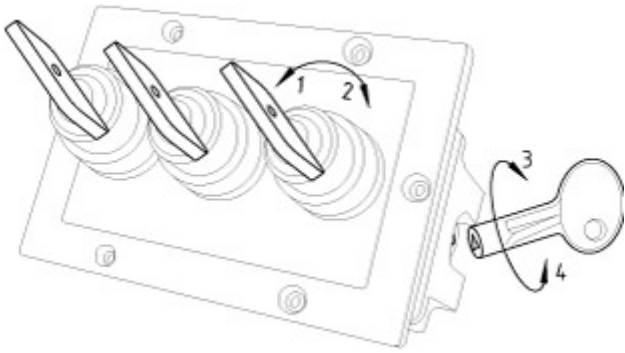
Dimensional drawing (basic component)



Dimensional drawing (basic component)



Wiring example



Operating principle

K.A. Schmersal GmbH & Co. KG, Möddinghofe 30, D-42279 Wuppertal
The data and values have been checked thoroughly. Technical modifications and errors excepted.
Generiert am 13.02.2019 - 13:09:52h Kasbase 3.3.0.F.64I