

Datasheet - AZM190-B5

Solenoid interlock / AZM190 / Actuator



- Particularly suitable for front mounting e.g. on hinged guards



(Minor differences between the printed image and the original product may exist!)

Ordering details

Product type description	AZM190-B5
Article number	101029966
EAN Code	4030661446356
<i>Replaced article number 101144772</i>	
eCl@ss	27-27-92-16

Global Properties

Permanent light	Betätiger AZM190-B5 zur Frontbefestigung
Weight	50

Mechanical data

Design of actuators	straight
Play key in interlocked condition	approx. 5 mm
Minimum actuating radius	350 mm

notice

The axis of the hinge should be 25 mm above the top edge of the safety switch and in the same plane
 On hinged guards, minimum actuating radius at 90° to the plane of the actuator 350 mm
 minimum actuating radius on hinged guards in line with the plane of the actuator 650 mm

Documents

Operating instructions and Declaration of conformity (fr) 193 kB, 14.04.2014

Code: mrl_azm190-betaetiger_fr

Operating instructions and Declaration of conformity (es) 193 kB, 08.08.2014

Code: mrl_azm190-betaetiger_es

Operating instructions and Declaration of conformity (en) 179 kB, 21.03.2014

Code: mrl_azm190-betaetiger_en

Operating instructions and Declaration of conformity (nl) 191 kB, 14.04.2014

Code: mrl_azm190-betaetiger_nl

Operating instructions and Declaration of conformity (jp) 241 kB, 14.04.2014

Code: mrl_azm190-betaetiger_jp

Operating instructions and Declaration of conformity (it) 192 kB, 14.04.2014

Code: mrl_azm190-betaetiger_it

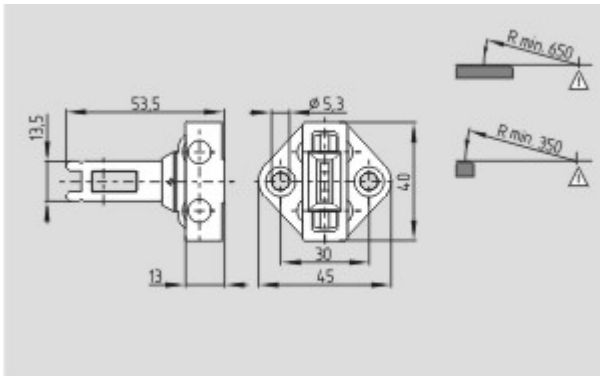
Operating instructions and Declaration of conformity (de) 181 kB, 21.03.2014

Code: mrl_azm190-betaetiger_de

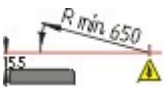
Operating instructions and Declaration of conformity (pl) 229 kB, 14.04.2014

Code: mrl_azm190-betaetiger_pl

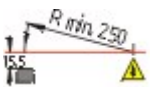
Images



Dimensional drawing (miscellaneous)



Actuating radius



Actuating radius