

## Datasheet - SDG01.3330

Safety switch with separate actuator / SDG



- Metal enclosure
- 50 mm x 152 mm x 43 mm
- Long life
- Head positioned to the front

(Minor differences between the printed image and the original product may exist!)

### Ordering details

Product type description	SDG01.3330
Article number	101016697
EAN Code	
eCl@ss	27-27-26-02

### Approval

Approval



### Classification

Standards	EN ISO 13849-1
B10d Normally-closed contact (NC)	2.000.000
B10d Normally open contact (NO)	1.000.000
Mission time	20 Years
notice	$MTTF_d = \frac{B_{10d}}{0,1 \times n_{op}}$ $n_{op} = \frac{d_{ap} \times h_{cp} \times 3600 \text{ s/h}}{t_{cycle}}$

### Global Properties

Permanent light	SDG
-----------------	-----

Standards	EN 60947-5-1, BG-GS-ET-15, EN 1088
Compliance with the Directives (Y/N) 	Yes
Materials	
- Material of the housings	Aluminium
- Material of the contacts	Silver
Housing coating	painted
Weight	400

### Mechanical data

---

Design of electrical connection	Screw connection
Cable section	
- Min. Cable section	0,5
- Max. Cable section	2.5
Mechanical life	1.000.000 operations
notice	All indications about the cable section are including the conductor ferrules.
higher Latching force (Y/N)	No
Positive break force	5 N for each NC contact fitted
positive break travel	14

### Ambient conditions

---

Ambient temperature	
- Min. environmental temperature	-25
- Max. environmental temperature	+70
Protection class	IP67 to IEC/EN 60529

### Electrical data

---

Design of control element	Opener (NC)
Switching principle	Creep circuit element
Number of auxiliary contacts	0
Number of safety contacts	3
Rated impulse withstand voltage	2.5
Rated insulation voltage	400
Thermal test current	10 A
Utilisation category	AC-15: 230 V / 8 A DC-13: 24 V / 5 A
Max. fuse rating	10 A gG D-fuse

### ATEX

---

Explosion protection categories for gases	None
Explosion protected category for dusts	None

### Dimensions

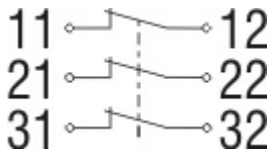
---

Dimensions of the sensor	
- Width of sensor	50
- Height of sensor	152
- Length of sensor	43

### Included in delivery

Actuators must be ordered separately.

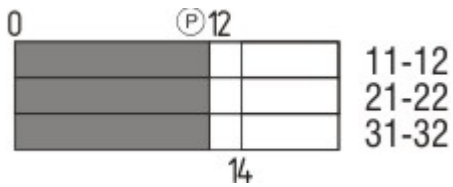
## Diagram



Note Diagram

- positive break NC contact
- active
- no active
- Normally-open contact
- Normally-closed contact

## Switch travel diagram



Notes Switch travel diagram

- Contact closed
  - Contact open
  - Setting range
  - Break point
  - Positive opening sequence/- angle
- VS** adjustable range of NO contact  
**VÖ** adjustable range of NC contact  
**N** after travel

## Ordering code

SDG(1)/(2)

(1)

1.0

02

3.0

04

(2)

1103

3330

3440

1044

Head positioned to the front

Head positiones to the left

Head positioned to the right

Head positioned to the rear

2 Opener (NC) / 1 Normally open contact (NO) Creep circuit element

3 Opener (NC) Creep circuit element

3 Opener (NC) gradually Creep circuit element

1 Opener (NC) / 2 Normally open contact (NO) Creep circuit element

## Documents

Datasheet (en) 337 kB, 01.07.2011

Code: g\_sdgp01

**Operating instructions and Declaration of conformity (it)** 282 kB, 28.11.2017

Code: mrl\_shg-scg-sdg\_it

**Operating instructions and Declaration of conformity (jp)** 632 kB, 05.07.2011

Code: mrl\_shg-scg-sdg\_jp

**Operating instructions and Declaration of conformity (fr)** 291 kB, 28.11.2017

Code: mrl\_shg-scg-sdg\_fr

**Operating instructions and Declaration of conformity (de)** 454 kB, 08.11.2017

Code: mrl\_shg-scg-sdg\_de

**Operating instructions and Declaration of conformity (nl)** 287 kB, 28.11.2017

Code: mrl\_shg-scg-sdg\_nl

**Operating instructions and Declaration of conformity (pl)** 322 kB, 28.11.2017

Code: mrl\_shg-scg-sdg\_pl

**Operating instructions and Declaration of conformity (da)** 286 kB, 14.11.2017

Code: mrl\_shg-scg-sdg\_da

**Operating instructions and Declaration of conformity (es)** 287 kB, 14.11.2017

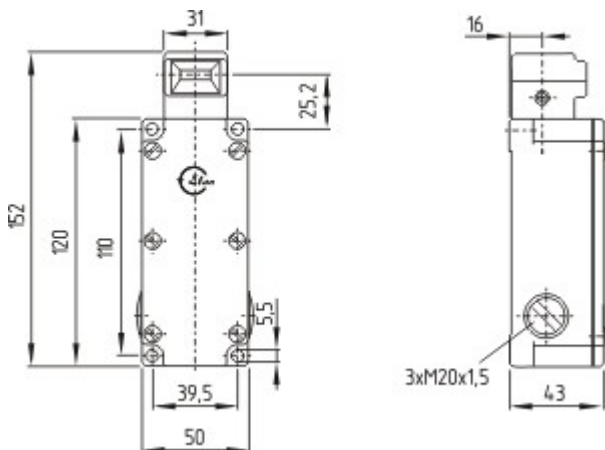
Code: mrl\_shg-scg-sdg\_es

**Operating instructions and Declaration of conformity (en)** 332 kB, 08.11.2017

Code: mrl\_shg-scg-sdg\_en

## Images

---



Dimensional drawing (basic component)

---

## System components

---

### Actuator



#### 101025451 - BOF/HIS.2

- Minimum actuating radius 400 mm
- Flexible actuator



**101025450 - BOF/HIS.1**

- Minimum actuating radius 400 mm
- Flexible actuator



**101014463 - BOWR**

- Minimum actuating radius 350 mm
- Angled actuator



**101014461 - BOR**

- Minimum actuating radius 350 mm
- Straight actuator



**101014462 - BOW**

- Minimum actuating radius 400 mm
- Angled actuator



**101014460 - BO**

- Minimum actuating radius 400 mm
  - Straight actuator
- 

K.A. Schmersal GmbH & Co. KG, Mödinghofe 30, D-42279 Wuppertal

The data and values have been checked thoroughly. Technical modifications and errors excepted.

Generiert am 13.02.2019 - 14:40:12h Kasbase 3.3.0.F.64l