


Datasheet - AZ 17-02ZRK-2243-1-5,0M

Safety switch with separate actuator / AZ 17



- Thermoplastic enclosure
- Double-insulated 
- Long life
- 30 mm x 60 mm x 30 mm
- Small body
- Multiple coding
- High level of contact reliability with low voltages and currents
- Insensitive to soiling
- 8 actuating planes
- Rear cable entry
- Can be retro-fitted


(Minor differences between the printed image and the original product may exist!)

Ordering details

Product type description	AZ 17-02ZRK-2243-1-5,0M
Article number	101147465
EAN Code	4030661143224
eCl@ss	27-27-26-02

Approval

Approval



Classification

Standards	EN ISO 13849-1
B10d Normally-closed contact (NC)	2.000.000
Mission time	20 Years
notice	$MTTF_d = \frac{B_{10d}}{0,1 \times n_{op}}$ $n_{op} = \frac{d_{op} \times h_{cp} \times 3600 \text{ s/h}}{t_{cycle}}$

Global Properties

Permanent light	AZ 17
Standards	EN 60947-5-1, BG-GS-ET-15
Materials	
- Material of the housings	Plastic, glass-fibre reinforced thermoplastic, self-extinguishing
- Material of the contacts	Silver
Housing coating	None
Weight	410

Mechanical data

Design of electrical connection	Cable
Cable output	rear
Cable length	5
Conductors	4 x 0,75
Mechanical life	> 1.000.000 operations
higher Latching force (Y/N)	Yes
Latching force	30
Positive break force	17 N
positive break travel	11 mm
Max. Actuating speed	2 m/s

Ambient conditions

Protection class	IP67 to IEC/EN 60529
------------------	----------------------

Electrical data

Design of control element	Opener (NC)
Switching principle	Creep circuit element
Number of auxiliary contacts	0
Number of safety contacts	2
Rated impulse withstand voltage U _{imp}	4 kV
Rated insulation voltage U _i	250 V
Thermal test current I _{the}	10 A
Utilisation category	AC-15: 230 V / 4 A DC-13: 24 V / 4 A
Max. fuse rating	6 A gG D-fuse

ATEX

Explosion protection categories for gases	None
Explosion protected category for dusts	None

Dimensions

Dimensions of the sensor	
- Width of sensor	30
- Height of sensor	65
- Length of sensor	30

notice

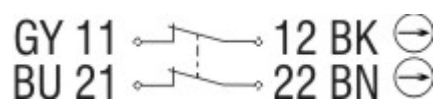
Individual coding available on request

Included in delivery


Actuators must be ordered separately.


Slot sealing plugs


Diagram




Note Diagram

 positive break NC contact

 active

 no active


 Normally-open contact


 Normally-closed contact


Switch travel diagram





Notes Switch travel diagram

 Contact closed

 Contact open

 Setting range

 Break point

 Positive opening sequence/- angle

VS adjustable range of NO contact

VÖ adjustable range of NC contact

N after travel

Documents

Operating instructions and Declaration of conformity (pl) 526 kB, 24.09.2018

Code: mrl_az17_pl

Operating instructions and Declaration of conformity (ro) 511 kB, 25.01.2012

Code: mrl_az17_ro

Operating instructions and Declaration of conformity (sv) 491 kB, 07.08.2015

Code: mrl_az17_sv

Operating instructions and Declaration of conformity (jp) 749 kB, 24.09.2018

Code: mrl_az17_jp

Operating instructions and Declaration of conformity (it) 494 kB, 24.09.2018

Code: mrl_az17_it

Operating instructions and Declaration of conformity (da) 510 kB, 25.01.2012

Code: mrl_az17_da

Operating instructions and Declaration of conformity (br) 381 kB, 18.12.2018

Code: ace_mrl_az17_br

Operating instructions and Declaration of conformity (es) 496 kB, 24.09.2018

Code: mrl_az17_es

Operating instructions and Declaration of conformity (de) 486 kB, 05.04.2018

Code: mrl_az17_de

Operating instructions and Declaration of conformity (en) 495 kB, 24.09.2018

Code: mrl_az17_en

Operating instructions and Declaration of conformity (fr) 525 kB, 24.09.2018

Code: mrl_az17_fr

Operating instructions and Declaration of conformity (nl) 496 kB, 24.09.2018

Code: mrl_az17_nl

Operating instructions and Declaration of conformity (pt) 498 kB, 24.09.2018

Code: mrl_az17_pt

Operating instructions and Declaration of conformity (cs) 551 kB, 24.09.2018

Code: mrl_az17_cs

BG-test certificate (en) 159 kB, 26.11.2015

Code: z_z17p02

BG-test certificate (de) 181 kB, 26.11.2015

Code: z_z17p01

CCC certification (cn) 3 MB, 18.10.2017

Code: q_175p03

CCC certification (en) 3 MB, 29.08.2017

Code: q_175p02

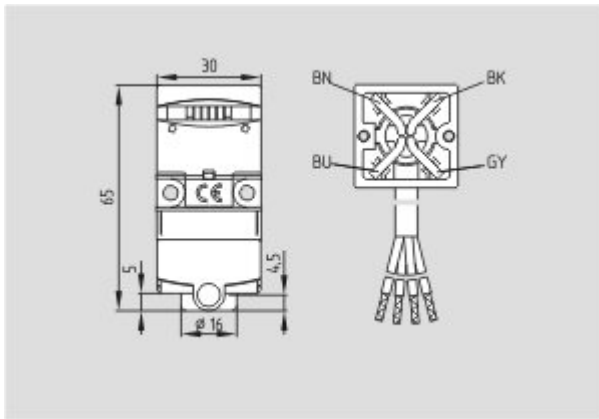
EAC certification (ru) 844 kB, 05.10.2015

Code: q_6037p17_ru

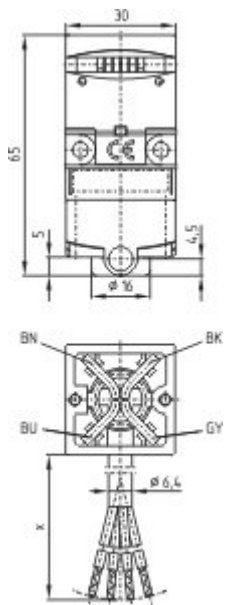
Images



Product photo



Dimensional drawing (basic component)



Dimensional drawing (basic component)