

Datasheet - Z2F 232-11/11

Foot switch / 2F 232



Preferred typ



(Minor differences between the printed image and the original product may exist!)

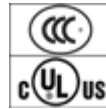
- 2 contacts per pedal
- Metal enclosure
- double-pedal type
- 2 cable entries M 25 x 1.5
- High level of stability
- Low operating height of pedal

Ordering details


Product type description	Z2F 232-11/11
Article number	101181590
EAN Code	4030661326504
eCl@ss	27-37-12-18

Approval

Approval



Global Properties

Permanent light	2F 232
Standards	EN 60947-5-1, DIN VDE 0660-200, BG-GS-ET-15
Compliance with the Directives (Y/N) 	Yes
Suitable for safety functions (Y/N)	No
Materials	
- Material of the housings	Aluminium
- Material of the cover	Aluminium
- Material of the protective shield	Aluminium
- Material of the pedal	Plastic, glass-fibre reinforced thermoplastic
Housing coating	powder-coated
Colouring	
- Enclosure color	RAL 9006 (White aluminum)
Weight	2080
with start/stop function (Y/N)	No
Suitable for EMERGENCY-OFF (Y/N)	No
Protection hood (Y/N)	No

Mechanical data

Design of electrical connection	Screw connection
Cable section	

- Min. Cable section	
- Max. Cable section	1 x 2.5
Mechanical life	> 1.000.000 operations
notice	All indications about the cable section are including the conductor ferrules.
Latching (Y/N)	No
Probing possible (Y/N)	Yes
Locking (Y/N)	No

Ambient conditions

Ambient temperature	
- Min. environmental temperature	-25
- Max. environmental temperature	+70
Protection type IP	IP65 to IEC/EN 60529

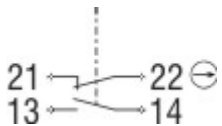
Electrical data

Design of control element	Normally open contact (NO), Opener (NC)
Switching principle	Snap action
Number of shutters (per pedal)	1
Number of openers (per pedal)	1
Rated impulse withstand voltage	6
Rated insulation voltage	500
Thermal test current	10 A
Utilisation category	AC-15: 230 V / 4 A, DC-13: 24 V / 1 A
Max. fuse rating	6 A gG D-fuse






Dimensions

Dimensions	
- Width	295
- Height	189
- Depth	274

Diagram



Note Diagram

-  positive break NC contact
-  active
-  no active
-  Normally-open contact
-  Normally-closed contact

Ordering code

(1)2F(2) 232-(3)-(4)

(1)

T

Slow action

Z	Snap action
(2)	
<i>without</i>	without Protective shield
H	with Protective shield
(3)	per pedal:
11/11	1 Normally open contact (NO) / 1 Opener (NC)
02/02	2 Opener (NC)
20/20	2 Normally open contact (NO)
22/22	2 Normally open contact (NO) / 2 Opener (NC)
04/04	4 Opener (NC)
40/40	4 Normally open contact (NO)
(4)	
HD	3-phase actuation with pressure point

Documents

Operating instructions and Declaration of conformity (da) 259 kB, 07.08.2012

Code: mrl_f232_da

Operating instructions and Declaration of conformity (it) 736 kB, 04.08.2010

Code: mrl_f232_it

Operating instructions and Declaration of conformity (jp) 925 kB, 16.12.2010

Code: mrl_f232_jp

Operating instructions and Declaration of conformity (pl) 278 kB, 01.08.2014

Code: mrl_f232_pl

Operating instructions and Declaration of conformity (fr) 734 kB, 04.08.2010

Code: mrl_f232_fr

Operating instructions and Declaration of conformity (cs) 260 kB, 12.03.2012

Code: mrl_f232_cs

Operating instructions and Declaration of conformity (nl) 740 kB, 04.08.2010

Code: mrl_f232_nl

Operating instructions and Declaration of conformity (pt) 273 kB, 05.01.2015

Code: mrl_f232_pt

Operating instructions and Declaration of conformity (en) 319 kB, 15.12.2016

Code: mrl_f232_en

Operating instructions and Declaration of conformity (en) 488 kB, 11.05.2010

Code: mrl_f232_en

Operating instructions and Declaration of conformity (de) 324 kB, 15.12.2016

Code: mrl_f232_de

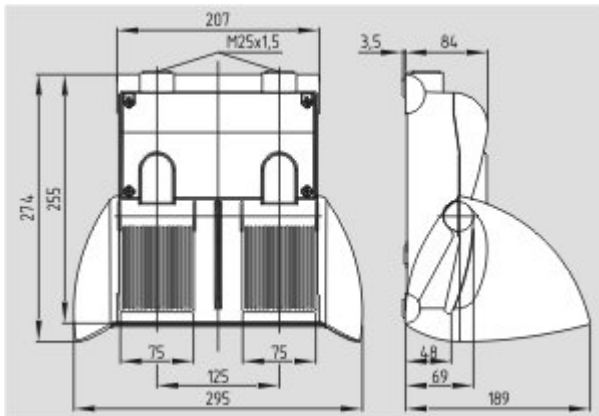
Operating instructions and Declaration of conformity (es) 728 kB, 04.08.2010

Code: mrl_f232_es

CCC certification (en) 975 kB, 24.05.2016

Code: q_455p02

Images



Dimensional drawing (basic component)

K.A. Schmersal GmbH & Co. KG, Möddinghofe 30, D-42279 Wuppertal

The data and values have been checked thoroughly. Technical modifications and errors excepted.

Generiert am 13.02.2019 - 13:01:31h Kasbase 3.3.0.F.64I