

Datasheet - RDRZ45GB

Command and signalling devices / Push buttons and pilot lights - "R" Program / RDRZ45 -
Emergency stop / Mushroom button



- with latching



(Minor differences between the printed image and the original product may exist!)

Ordering details

Product type description	RDRZ45GB
Article number	101195098
EAN Code	
eCl@ss	27-37-12-12



Approval

Approval



Global Properties

Permanent light	RDRZ45 - Schlagtaster
Standards	EN ISO 13850, IEC/EN 60947-5-5
Compliance with the Directives (Y/N)	No
Suitable for safety functions (Y/N)	No
Mounting	mounting flange RLM
Materials	
- Material of the operators	Aluminium powder-coated
- Material of the front ring	Aluminium
Design	Mushroom button - Front plate mounting
Form	Round
Color	

- Colour of the operating element	 yellow
- Colour of the front ring	 Silver
Weight	70
Can be illuminated (Y/N)	No
Emergency-Stop button (Y/N)	No

Mechanical data

Mechanical life	100.000 operations
Latching (Y/N)	Yes
Unlocking type	Draw unlocking
Probing possible (Y/N)	No
mounting flange available (Y/N)	Yes
Snap mechanism integrated in device head (Y/N)	Yes
External snap mechanism (Y/N)	No
Front plate thickness	
- min. front plate thickness	1
- max. front plate thickness	6
Tightening torque for fixing screws	2

Ambient conditions

Ambient temperature	
- Min. environmental temperature	-25
- Max. environmental temperature	+75
Storage and transport temperature	
- Min. Storage and transport temperature	-
- Max. Storage and transport temperature	-
Fully insulated (Y/N)	Yes
Sealing type	membrane, lip seal, Form seals
Protection type IP	IP65

Dimensions

Dimensions	
- Height	27.5
- Diameter total	45
diameters for the actuating heads	45
Hole, diameter	22.3 + 0,4
Spacing	60 x 60

Included in delivery

Mounting flange RLM (1188815) is included in delivery
Fastening flange (RLM) consisting of: mounting flange and contact carrier with contact fuses and 2 plunger segments

Documents

Operating instructions and Declaration of conformity (it) 2 MB, 14.06.2017

Code: mrl_programme-e-n-r_it

Operating instructions and Declaration of conformity (en) 1 MB, 06.11.2018

Code: mrl_programme-e-n-r_en

Operating instructions and Declaration of conformity (pl) 2 MB, 12.10.2017

Code: mrl_programme-e-n-r_pl

Operating instructions and Declaration of conformity (jp) 2 MB, 28.06.2017

Code: mrl_programme-e-n-r_jp

Operating instructions and Declaration of conformity (pt) 2 MB, 31.05.2017

Code: mrl_programme-e-n-r_pt

Operating instructions and Declaration of conformity (de) 1 MB, 06.11.2018

Code: mrl_programme-e-n-r_de

Operating instructions and Declaration of conformity (es) 1 MB, 05.12.2018

Code: mrl_programme-e-n-r_es

Operating instructions and Declaration of conformity (nl) 1 MB, 05.12.2018

Code: mrl_programme-e-n-r_nl

Operating instructions and Declaration of conformity (fr) 1 MB, 05.12.2018

Code: mrl_programme-e-n-r_fr

Operating instructions and Declaration of conformity (cn) 2 MB, 21.06.2017

Code: mrl_programme-e-n-r_cn

Mounting and wiring instructions (jp) 1 MB, 23.08.2012

Code: m_rntp01_jp

Mounting and wiring instructions (es) 1 MB, 23.08.2012

Code: m_rntp01_es

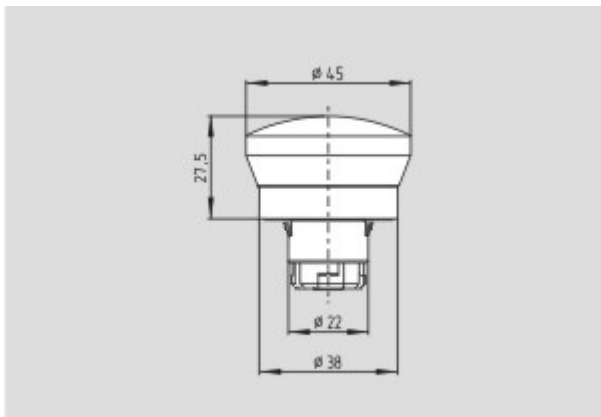
Mounting and wiring instructions (de) 1 MB, 01.12.2011

Code: m_rntp01_de

Mounting and wiring instructions (en) 1 MB, 01.12.2011

Code: m_rntp01_en

Images



Dimensional drawing (basic component)

System components

contact element



contact element RF

- Screw connection
- 1-2 (Contact labelling)

spare part



mounting flange (R)

K.A. Schmersal GmbH & Co. KG, Möddinghofe 30, D-42279 Wuppertal

The data and values have been checked thoroughly. Technical modifications and errors excepted.

Generiert am 13.02.2019 - 12:56:29h Kasbase 3.3.0.F.64l