

Datasheet - TQ 700-02 S

Pull-wire switches / TQ 700 S

 Preferred typ

- Thermoplastic enclosure
- vertical mounting
- Large wiring compartment
- Twisting of towing eye not possible
- wire pull detection
- 2 Contacts
- 1 Cable entry M20

(Minor differences between the printed image and the original product may exist!)

Ordering details


Product type description	TQ 700-02 S
Article number	101217791
EAN Code	4030661413761
eCl@ss	27-37-12-90

Approval

Approval



Global Properties

Permanent light	TQ 700 S
Standards	IEC/EN 60947-5-1
Compliance with the Directives (Y/N) 	Yes
Materials	
- Material of the housings	Plastic, thermoplastic
- Material of the cover	Plastic, thermoplastic
- Material of the contacts	Silver
Weight	
Emergency-Stop button (Y/N)	No


Mechanical data

Design of electrical connection	Screw connection
Cable section	
- Max. Cable section	2.5
Mechanical life	> 1.000.000 operations
notice	All indications about the cable section are including the conductor ferrules.
Actuating force (Tension force F)	88 N ($\pm 15\%$)

Ambient conditions

Ambient temperature	
- Min. environmental temperature	-25
- Max. environmental temperature	+70
Protection class	IP67 to IEC/EN 60529

Electrical data

Design of control element	Opener (NC)
Switching principle	Creep circuit element
- positive break NC contact 	
Number of shutters	0
Number of openers	2
Rated impulse withstand voltage	6
Rated insulation voltage	500
Thermal test current	10 A
Utilisation category	AC-15; DC-13
Rated operating current/voltage	4 A / 230 ; 2.5 A / 400 ; 1 A / 500 ; 1 A / 24
Max. fuse rating	6 A gG D-fuse


Dimensions


Dimensions	
- Width	40.5
- Height	160
- Depth	42.5


Diagram





Note Diagram

 positive break NC contact

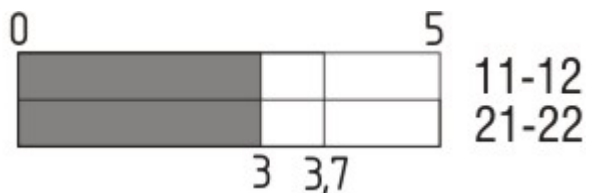
 active

 no active

 Normally-open contact

 Normally-closed contact

Switch travel diagram



Notes Switch travel diagram

- Contact closed
- Contact open
- Setting range
- L Break point
- P Positive opening sequence/- angle
- VS** adjustable range of NO contact
- VÖ** adjustable range of NC contact
- N** after travel

Ordering code

TQ 700-(1) S

<p>(1)</p> <p>11</p> <p>02</p> <p>20</p>	<p>1 Normally open contact (NO) / 1 Opener (NC)</p> <p>2 Opener (NC)</p> <p>2 Normally open contact (NO)</p>
--	--

Documents

Operating instructions and Declaration of conformity (pt) 252 kB, 12.12.2018

Code: mrl_tq700s_pt

Operating instructions and Declaration of conformity (jp) 371 kB, 12.12.2018

Code: mrl_tq700s_jp

Operating instructions and Declaration of conformity (es) 256 kB, 12.12.2018

Code: mrl_tq700s_es

Operating instructions and Declaration of conformity (de) 237 kB, 12.12.2018

Code: mrl_tq700s_de

Operating instructions and Declaration of conformity (en) 248 kB, 12.12.2018

Code: mrl_tq700s_en

Operating instructions and Declaration of conformity (it) 254 kB, 12.12.2018

Code: mrl_tq700s_it

Operating instructions and Declaration of conformity (br) 253 kB, 12.12.2018

Code: mrl_tq700s_br

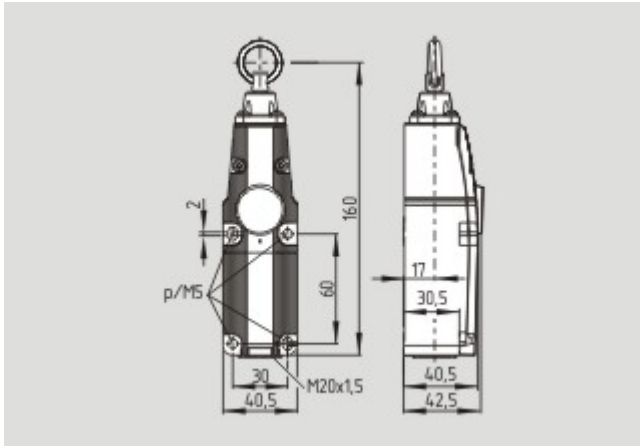
Operating instructions and Declaration of conformity (nl) 282 kB, 12.12.2018

Code: mrl_tq700s_nl

Operating instructions and Declaration of conformity (pl) 287 kB, 12.12.2018

Code: mrl_tq700s_pl

Images



Dimensional drawing (basic component)



Application

System components

Accessories



101218021 - PR-B-4M



101218020 - PR-B-3M



101218019 - PR-B-2M



101218018 - PR-B-1M

K.A. Schmersal GmbH & Co. KG, Möddinghofe 30, D-42279 Wuppertal

The data and values have been checked thoroughly. Technical modifications and errors excepted.

Generiert am 13.02.2019 - 14:14:50h Kasbase 3.3.0.F.64l