

## Datasheet - T3Z 068-11yr

Pull-wire emergency stop switches / T3Z 068



- Metal enclosure
- two-side operation / wire up to 2 x 50 m long
- Robust design
- Low actuating force

(Minor differences between the printed image and the original product may exist!)

### Ordering details

Product type description	T3Z 068-11YR
Article number	101087877
EAN Code	4030661057095
eCl@ss	27-37-12-90

### Approval

Approval



CCC

### Classification

Standards	EN ISO 13849-1
B10d Normally-closed contact (NC)	100.000
Mission time notice	20 Years

$$MTTF_d = \frac{B_{rod}}{0,1 \times n_{op}}$$

$$n_{op} = \frac{d_{op} \times h_{op} \times 3600 \text{ s/h}}{t_{cycle}}$$

## Global Properties

---

Permanent light	T3Z 068
Standards	IEC 60947-5-1, IEC 60947-5-5, ISO 13850
Materials	
- Material of the housings	cast iron, painted
- Material of the cover	cast iron, painted
- Material of the contacts	Silver
Weight	4450
Emergency-Stop button (Y/N)	No

## Mechanical data

---

Design of electrical connection	Screw connection
Cable section	
- Min. Cable section	0,75
- Max. Cable section	1.5
Mechanical life	50000 operations
notice	All indications about the cable section are including the conductor ferrules.
Actuating force	max. 50 N (30 N in direction of rope)
Indicator lamp (Y/N)	No
Key reset (Y/N)	No
Pull-ring reset (Y/N)	Yes
Positive break angle	32 °
Positive break torque	18 Ncm
Positive break force	50 N
Length of wire	max. 2 x 50 m

## Ambient conditions

---

Ambient temperature	
- Min. environmental temperature	-30 °C
- Max. environmental temperature	+90 °C
Protection class	IP65 to IEC/EN 60529

## Electrical data

---

Design of control element	Normally open contact (NO), Opener (NC)
Switching principle	Creep circuit element
Number of auxiliary contacts	1
Number of safety contacts	1
Rated impulse withstand voltage $U_{imp}$	4 kV
Rated insulation voltage $U_i$	250 V
Thermal test current $I_{the}$	10 A
Utilisation category	AC-15: 230 V / 2,5 A, DC-13: 24 V / 6 A
Max. fuse rating	6 A gG D-fuse

## ATEX

---

Explosion protection categories for gases  
Explosion protected category for dusts

None  
None

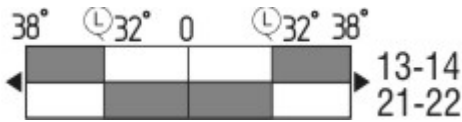
## notice

---






At 3 m distance intermediate wire supports are required, see accessories

## Switch travel diagram

---



Notes Switch travel diagram

-  Contact closed
  -  Contact open
  -  Setting range
  -  Break point
  -  Positive opening sequence/- angle
- VS** adjustable range of NO contact  
**VÖ** adjustable range of NC contact  
**N** after travel

## Ordering code

---

T3Z 068-(1)YR(2)(3)

(1)

11

22

33

(2)

without

S

(3)

without

G

2909

1 Normally open contact (NO) / 1 Opener (NC)

2 Normally open contact (NO) / 2 Opener (NC)

3 Normally open contact (NO) / 3 Opener (NC) (*not combinable in combination with -2909*)

Pull-ring reset

Key reset (*not combinable in combination with -2909*)

without Indicator lamp

with indicator lamp (*not combinable in combination with -2909*)

Outside parts in stainless steel

Ambient temperature up -40 °C

Includes the preparation for the connection of a DuplineSafe® module

## Documents

---

**Operating instructions and Declaration of conformity** (cs) 299 kB, 11.09.2012

Code: mrl\_t3z068\_cs

**Operating instructions and Declaration of conformity** (de) 279 kB, 05.11.2018

Code: mrl\_t3z068\_de

**Operating instructions and Declaration of conformity** (es) 298 kB, 03.12.2018

Code: mrl\_t3z068\_es

**Operating instructions and Declaration of conformity** (jp) 835 kB, 16.02.2012

Code: mrl\_t3z068\_jp

**Operating instructions and Declaration of conformity (da)** 297 kB, 02.08.2012

Code: mrl\_t3z068\_da

**Operating instructions and Declaration of conformity (fr)** 303 kB, 03.12.2018

Code: mrl\_t3z068\_fr

**Operating instructions and Declaration of conformity (en)** 302 kB, 05.11.2018

Code: mrl\_t3z068\_en

**Operating instructions and Declaration of conformity (pt)** 305 kB, 04.12.2018

Code: mrl\_t3z068\_pt

**Operating instructions and Declaration of conformity (sv)** 260 kB, 02.03.2015

Code: mrl\_t3z068\_sv

**Operating instructions and Declaration of conformity (nl)** 296 kB, 03.12.2018

Code: mrl\_t3z068\_nl

**Operating instructions and Declaration of conformity (pl)** 338 kB, 16.03.2018

Code: mrl\_t3z068\_pl

**Operating instructions and Declaration of conformity (it)** 297 kB, 16.03.2018

Code: mrl\_t3z068\_it

**BG-test certificate (de)** 705 kB, 21.12.2018

Code: z\_t3zp01

**BG-test certificate (en)** 720 kB, 21.12.2018

Code: z\_t3zp02

**CCC certification (en)** 1 MB, 22.06.2017

Code: q\_t3zp01

**CCC certification (cn)** 1 MB, 22.06.2017

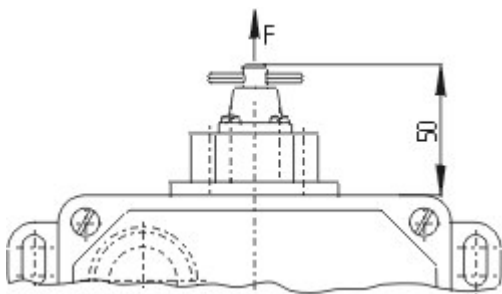
Code: q\_t3zp02

**EAC certification (ru)** 844 kB, 05.10.2015

Code: q\_6037p17\_ru

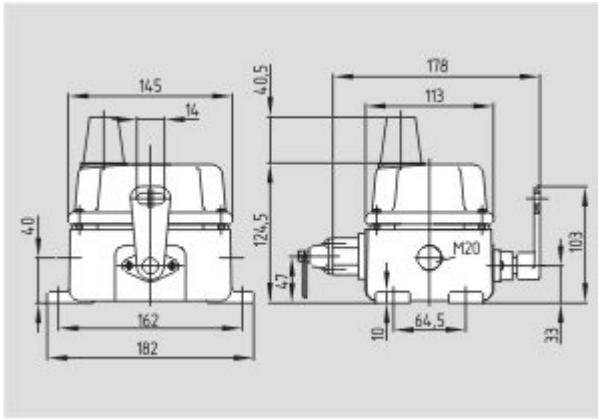
## Images

---



Dimensional drawing (basic component)

---



Dimensional drawing (basic component)

---

## System components

---

### Accessories



101162986 - Eyebolt BM 8 x 70



101192471 - Eyebolt BM 8 x 70 NIRO



101084928 - Eyebolt BM 10 x 40



101203477 - Wire clamp 3 mm NIRO



101203569 - Wire clamp 4 mm NIRO

---

101203478 - Wire clamp 5 mm NIRO



---

**101190917 - Duplex wire clamp 3 mm NIRO**

- for Wire rope Ø 3 mm



---

**101203569 - Duplex wire clamp 4 mm NIRO**

- for Wire rope Ø 3 mm



---

**101196043 - Egg-shaped wire clamp GR 3**

- for Wire rope Ø 3 mm



---

**101077072 - Egg-shaped wire clamp GR 4**

- for Wire rope Ø 4 mm



---

**101203472 - WIRE THIMBLE 3 mm NIRO**

- for Wire rope Ø 3 mm
- to DIN 6899



---

**101170750 - WIRE THIMBLE 4 mm**

- for Wire rope Ø 4 mm
- to DIN 6899



---

**101203475 - WIRE THIMBLE 4 mm NIRO**

- for Wire rope Ø 4 mm
- to DIN 6899





**101203476 - WIRE THIMBLE 5 mm NIRO**

- for Wire rope  $\varnothing$  5 mm
- to DIN 6899



**101192433 - PULLEY**

- for Wire rope  $\varnothing$  3 mm
- To guide the wire rope where the path is not a straight line



**101087930 - TENSIONING JACK M6**

- For exact adjustment of the tension of the wire rope
- to DIN 1480



**101087931 - TENSION SPRING RZ-136E**

- To maintain the reaction force



**101186490 - SHACKLE NIRO**

- Shackle for fixing the wire rope to the eyebolt



**101078670 - WIRE ROPE 5 mm**

- With red PVC sheath
- $\varnothing$  5 mm total
- Steel core  $\varnothing$  3 mm
- Quantity: Meter



**103003628 - WIRE UNIT COMPLETE 5 m**

- Ready-to-fit
- With red PVC sheath

---

**103003629 - WIRE UNIT COMPLETE 10 m**

- Ready-to-fit
- With red PVC sheath



---

**103003865 - WIRE UNIT COMPLETE 15 m**

- Ready-to-fit
- With red PVC sheath



---

**103003866 - WIRE UNIT COMPLETE 20 m**

- Ready-to-fit
- With red PVC sheath



---

**101170761 - WIRE UNIT COMPLETE 25 m**

- Ready-to-fit
- With red PVC sheath



---

**103003630 - WIRE UNIT COMPLETE 30 m**

- Ready-to-fit
- With red PVC sheath



---

**103003867 - WIRE UNIT COMPLETE 40 m**

- Ready-to-fit
- With red PVC sheath



---

**103003631 - WIRE UNIT COMPLETE 50 m**

- Ready-to-fit
- With red PVC sheath



---

**101186704 - rope tensioner S 900**

- Smooth adjustment
- Only one tool
- Antiskid
- Time-saving
- Ergonomic
- No risk of injury





---

K.A. Schmersal GmbH & Co. KG, Möddinghofe 30, D-42279 Wuppertal

The data and values have been checked thoroughly. Technical modifications and errors excepted.

Generiert am 13.02.2019 - 14:13:16h Kasbase 3.3.0.F.64I