

## Datasheet - T4V10H 336-11ZUE

Position switch / 336 Thermoplastic enclosure - EN 50041 with Actuator / 336 Rod lever 10H



(Minor differences between the printed image and the original product may exist!)

### • only for positioning tasks


- Design to EN 50041
- Thermoplastic enclosure
- Lever angle adjustable in 10° steps
- Double-insulated
- Good resistance to oil and petroleum spirit
- Wide range of alternative actuators
- Actuator heads can be repositioned by 4 x 90°
- slim design
- 1 Cable entry M 20 x 1.5

### Ordering details

Product type description	T4V10H 336-11ZUE
Article number	101060463
EAN Code	4030661044293
eCl@ss	27-27-26-01

### Approval


Approval



### Classification

Standards	EN ISO 13849-1
B10d Normally-closed contact (NC)	20.000.000
Mission time	20 Years
notice	$MTTF_d = \frac{B_{10d}}{0,1 \times n_{op}}$ $n_{op} = \frac{d_{op} \times h_{op} \times 3600 \text{ s/h}}{t_{cycle}}$

### Global Properties

Permanent light	336 Stabschwenkhebel 10H
Standards	EN 60947-5-1, BG-GS-ET-15
Compliance with the Directives (Y/N) 	Yes
Suitable for safety functions (Y/N)	No
Actuator type	D to EN 50041
Materials	
- Material of the housings	Plastic, glass-fibre reinforced thermoplastic, self-extinguishing
- Lever material	Metal film
- Material of the rod	Plastic
- Material of the contacts	Silver
Housing coating	None
Housing construction form	Norm construction design
Weight	172

## Mechanical data

---

Design of electrical connection	Screw connection
Cable section	
- Min. Cable section	0,75
- Max. Cable section	2.5
Mechanical life	30.000.000 operations
Switching frequency	max. 5000 /h
notice	All indications about the cable section are including the conductor ferrules.
Design of actuating element	Rod lever
actuating torque	min. 31 Ncm
Bounce duration	< 2
Switchover time	in accordance with actuating speed
Actuating speed with actuating angle 30° to switch axis	
- Min. Actuating speed	
- Max. Actuating speed	2.5 m/s

## Ambient conditions

---

Ambient temperature	
- Min. environmental temperature	-30 °C
- Max. environmental temperature	+80 °C
Protection class	IP67

## Electrical data

---

Design of control element	Normally open contact (NO), Opener (NC)
Switching principle	Slow action with overlapping contacts
Number of auxiliary contacts	1
Number of safety contacts	1
Rated impulse withstand voltage $U_{imp}$	6 kV
Rated insulation voltage $U_i$	500 V
Thermal test current $I_{the}$	10 A
Utilisation category	AC-15: 230 V / 4 A, DC-13: 24 V / 4 A
Required rated short-circuit current	1000 A
Max. fuse rating	6 A gG D-fuse

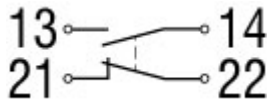
## Dimensions

---

Dimensions of the sensor

- Width of sensor 40.5 mm
- Height of sensor 111.5 mm (without Rod)
- Length of sensor 52 mm

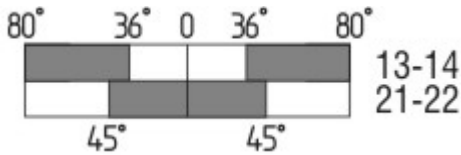
Diagram



Note Diagram

- positive break NC contact
- active
- no active
- Normally-open contact
- Normally-closed contact

Switch travel diagram



Notes Switch travel diagram

- Contact closed
- Contact open
- Setting range
- Break point
- Positive opening sequence/- angle
- VS** adjustable range of NO contact
- VÖ** adjustable range of NC contact
- N** after travel

Ordering suffix

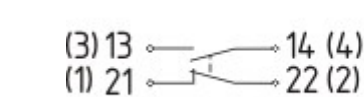
The applicable ordering suffix is added at the end of the part number of the safety switch.

Order example: T4V10H 336-11ZUE-NPT

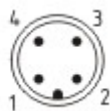
...-NPT Cable entry NPT 1/2"

...-1637 0,3 µm gold-plated contacts

...-1183 with Aluminium - Rod

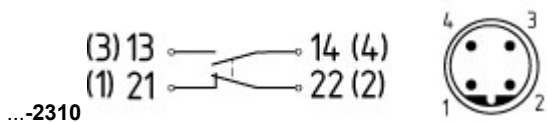


...-ST



M12 connector with A-coding  
 Rated impulse withstand voltage  $U_{imp}$ : 4 kV  
 Rated insulation voltage  $U_i$ : 250 V  
 Rated operating voltage  $U_e$ : 230 V  
 Operating current  $I_e$ : 4 A

M12 connector with B-coding  
 Rated impulse withstand voltage  $U_{imp}$ : 4 kV



Rated insulation voltage  $U_i$ : 250 V  
 Rated operating voltage  $U_e$ : 230 V  
 Operating current  $I_e$ : 4 A

## Ordering code

(1)(2) 336-(3)Z(4)-(5)-(6)-(7)

(1)

Z Snap action

T Slow action

(2)

S Plunger S

R Roller plunger R

H Roller lever H

10H Rod lever 10H

7H Roller lever 7H

1K Offset roller lever 1K

3K Angle roller lever 3K

(3)

11 1 Normally open contact (NO) / 1 Opener (NC)

02 2 Opener (NC)

20 2 Normally open contact (NO), (Switch with 2 NO contacts are not for security tasks)

01/01 1 Opener (NC) left / 1 Opener (NC) right

(4)

H Slow action with staggered contacts

UE Slow action with overlapping contacts

(5)

without Cable entry M20

NPT cable entry NPT 1/2"

ST M12 connector with A-coding

ST-2310 M12 connector with B-coding

(6)

2138 Roller lever 7H for Position switches with safety function

(7)

1637 gold-plated contacts

## Documents

**Operating instructions and Declaration of conformity (de)** 157 kB, 18.06.2018

Code: mrlk\_zt332-335-336-355\_de

**Operating instructions and Declaration of conformity (nl)** 162 kB, 27.06.2018

Code: mrlk\_zt332-335-336-355\_nl

**Operating instructions and Declaration of conformity (it)** 162 kB, 27.06.2018

Code: mrlk\_zt332-335-336-355\_it

**Operating instructions and Declaration of conformity (pt)** 163 kB, 27.06.2018

Code: mrlk\_zt332-335-336-355\_pt

**Operating instructions and Declaration of conformity** (pl) 198 kB, 27.06.2018

Code: mrlk\_zt332-335-336-355\_pl

**Operating instructions and Declaration of conformity** (en) 160 kB, 18.06.2018

Code: mrlk\_zt332-335-336-355\_en

**Operating instructions and Declaration of conformity** (fr) 164 kB, 27.06.2018

Code: mrlk\_zt332-335-336-355\_fr

**Declaration of conformity** (es) 91 kB, 18.06.2018

Code: KAS\_konfi\_nsr\_zt2xx-3xx\_es

**Declaration of conformity** (pl) 130 kB, 18.06.2018

Code: KAS\_konfi\_nsr\_zt2xx-3xx\_pl

**Declaration of conformity** (it) 89 kB, 18.06.2018

Code: KAS\_konfi\_nsr\_zt2xx-3xx\_it

**Declaration of conformity** (pt) 90 kB, 18.06.2018

Code: KAS\_konfi\_nsr\_zt2xx-3xx\_pt

**Declaration of conformity** (fr) 89 kB, 18.06.2018

Code: KAS\_konfi\_nsr\_zt2xx-3xx\_fr

**Declaration of conformity** (de) 581 kB, 07.06.2018

Code: KAS\_konfi\_nsr\_zt2xx-3xx\_de

**Declaration of conformity** (en) 579 kB, 07.06.2018

Code: KAS\_konfi\_nsr\_zt2xx-3xx\_en

**Declaration of conformity** (nl) 89 kB, 18.06.2018

Code: KAS\_konfi\_nsr\_zt2xx-3xx\_nl

**CCC certification** (en) 187 kB, 03.08.2015

Code: q\_347p02

**CCC certification** (cn) 166 kB, 03.08.2015

Code: q\_347p03

**EAC certification** (ru) 844 kB, 05.10.2015

Code: q\_6037p17\_ru

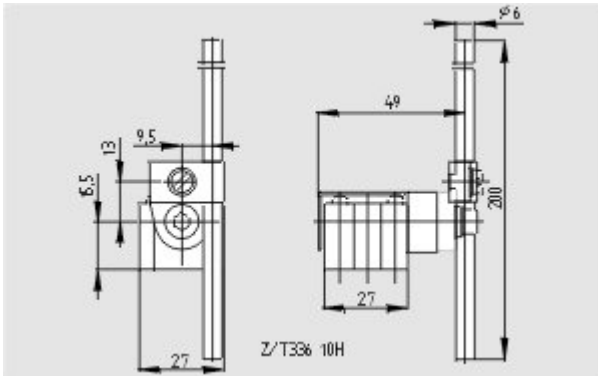
## Images

---



Dimensional drawing (basic component)

---



Dimensional drawing (actuator)

---

K.A. Schmersal GmbH & Co. KG, Mödinghofe 30, D-42279 Wuppertal

The data and values have been checked thoroughly. Technical modifications and errors excepted.

Generiert am 13.02.2019 - 13:25:08h Kasbase 3.3.0.F.64I