

## Datasheet - IFL 20-400-11TP

Inductive proximity switch / Housing construction form: cylinder smooth / IFL Ø 40 mm



Preferred typ



- Design Ø 40 mm
- Thermoplastic enclosure
- DC 4-wire
- Double-insulated

(Minor differences between the printed image and the original product may exist!)

### Ordering details

Product type description	IFL 20-400-11TP
Article number	101060007
EAN Code	4030661038506
eCl@ss	27-27-01-01


### Approval

Approval



CCC

### Global Properties

Permanent light	IFL - Ø 40 mm
Standards	IEC/EN 60947-5-2; DIN VDE 0660-208
Compliance with the Directives (Y/N) 	Yes
Operating resource protection class	Protection class 2
Materials	
- Material of the housings	Plastic
- Material of the cable mantle	PVC
- Material of the active surface	Plastic
- Material of the terminal fixing	Plastic
Housing coating	None

Housing construction form	cylinder smooth
Weight	205

## Mechanical data

---

Design of electrical connection	Cable
Cable length	2
Conductor with strain relief	Yes
Conductors	4 x 0,25
mechanical installation conditions	not flush
Switch distance $S_n$	20 mm
Reduction factor 1 met (Y/N)	No
Protection circuit	inductive interference protection, Protection against polarity reversal
Pressure resistant (Y/N)	No

## Ambient conditions

---

Ambient temperature	
- Min. environmental temperature	-25
- Max. environmental temperature	+70
Protection type IP	IP67

## Electrical data

---

Design of control element	Normally open contact (NO) and Opener (NC) (antivalent)
Number of wire	4
Voltage type	DC, direct current
Supply voltage $U_B$	
- Min. supply voltage	10
- Max. supply voltage	60
Switch frequency	approx. 100 HZ
Voltage drop $U_d$	approx. 1.5 V (400 mA)
Operating current $I_e$	400 mA
No-load current $I_o$	approx. 5.5 mA (24 V)

## Outputs

---

Design of control output	PNP
--------------------------	-----

## LED switching conditions display

---

LED switching conditions display (Y/N)	Yes
- yellow LED	

## ATEX

---

Explosion protection categories for gases	None
Explosion protected category for dusts	None

## Dimensions

---

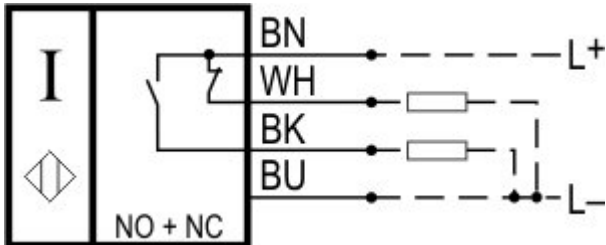
Dimensions of the sensor	
- Width of sensor	40

- Height of sensor	40
- Length of sensor	63
- Diameter of sensor	40 mm

## notice

Clamp H 40 is included in delivery

## Diagram



Note Diagram

- positive break NC contact
- active
- no active
- Normally-open contact
- Normally-closed contact

## Ordering suffix

The applicable ordering suffix is added at the end of the part number of the safety switch.

Order example: IFL 20-400-11TP-**1665-1**

...-**1665-1**

short-circuit and overload proof  
 Operating current  $I_e$ : 300 mA  
 Voltage drop  $U_d$ : approx. 1 V (300 mA)

## Ordering code

IFL (1)-(2)-(3)(4)(5)

(1)	
20	Switch distance 20 mm
(2)	
400	cylinder smooth, Ø 40 mm, Plastic
(3)	
01	Opener (NC)
10	Normally open contact (NO)
10/01	Normally open contact (NO) / Opener (NC) with Wiring compartment
11	Normally open contact (NO) / Opener (NC) antivalent
(4)	
without	Cable
T	Conductor with strain relief
(5)	
N	n-type
P	p-type

## Documents

---

**Operating instructions** (nl) 134 kB, 01.08.2018

Code: mrl\_ifl-allgemein\_nl

**Operating instructions** (en) 128 kB, 31.08.2016

Code: mrl\_ifl-allgemein\_en

**Operating instructions** (pl) 137 kB, 21.10.2016

Code: mrl\_ifl-allgemein\_pl

**Operating instructions** (pt) 109 kB, 06.04.2017

Code: mrl\_ifl-allgemein\_pt

**Operating instructions** (it) 108 kB, 21.10.2016

Code: mrl\_ifl-allgemein\_it

**Operating instructions** (es) 110 kB, 21.10.2016

Code: mrl\_ifl-allgemein\_es

**Operating instructions** (cn) 177 kB, 05.05.2017

Code: mrl\_ifl-allgemein\_cn

**Operating instructions** (de) 131 kB, 31.08.2016

Code: mrl\_ifl-allgemein\_de

**Operating instructions** (fr) 110 kB, 21.10.2016

Code: mrl\_ifl-allgemein\_fr

**Declaration of conformity** (en) 91 kB, 13.04.2017

Code: konfi\_ifl\_en

**Declaration of conformity** (de) 96 kB, 01.07.2016

Code: konfi\_ifl\_de

**CCC certification** (cn) 3 MB, 11.07.2018

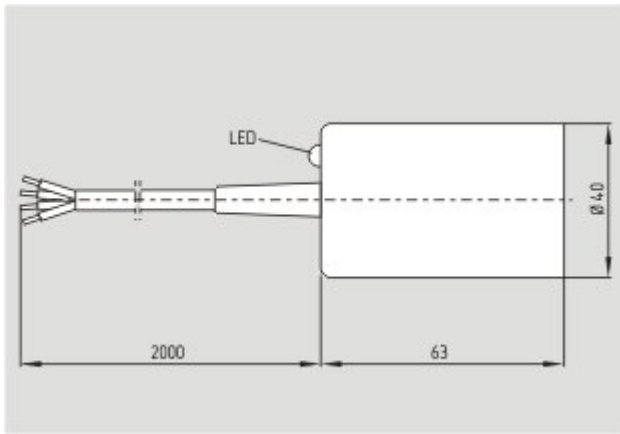
Code: q\_iflp03

**CCC certification** (en) 3 MB, 11.07.2018

Code: q\_iflp02

## Images

---



Dimensional drawing (basic component)

---

## System components

---

### Mounting accessories



#### 101068521 - MOUNTING CLAMP H 40

- For a smooth fitting of the proximity switches with cylindric shape Ø 40 mm

---

K.A. Schmersal GmbH & Co. KG, Möddinghofe 30, D-42279 Wuppertal

The data and values have been checked thoroughly. Technical modifications and errors excepted.

Generiert am 13.02.2019 - 13:06:44h Kasbase 3.3.0.F.64I