

## Datasheet - SVE1/SR/xxxoo/oo-115VAC

Key transfer system / SVE - Key selector switch - Interlocking equipment



- Thermoplastic enclosure
- coloured key heads
- Protection class IP65

(Minor differences between the printed image and the original product may exist!)

### Ordering details

Product type description	SVE1/SR/xxxoo/oo-115VAC
Article number	SVE1/SR/xxxoo/oo-115VAC
EAN Code	
notice	In the order/inquiry, the requested lock number "xxx" as well as the colours "oo/oo" of the key head must be specified (e.g. SVE1/SR/119RT/RT-115VAC)! The colour, which is indicated first after the lock number always is the key had half with the observation window for the lock number engraved on the key. If no lock number is indicated in the order/inquiry, we will supply a lock number at our discretion. The user must ensure that lock numbers are not assigned twice in a single plant (factory site)! The user must ensure that no double key bit numbers are allocated on one site (company site)!
eCl@ss	27-27-26-03

### Classification

Standards	EN ISO 13849-1
B10d Normally-closed contact (NC)	100.000
Mission time	20 Years
notice	$MTTF_d = \frac{B_{10d}}{0,1 \times n_{op}}$ $n_{op} = \frac{d_{sp} \times h_{sp} \times 3600 \text{ s/h}}{t_{cycle}}$

### Global Properties

Permanent light	Schlüssel-Wahlschalter
Standards	IEC/EN 60947-1, IEC 60947-5-1, EN 1088
Compliance with the Directives (Y/N)	Yes

Number of key selector switch	1
Active principle	electromechanical
Duty cycle	Magnet 100
Materials	
- Material of the housings	Plastic, glass-fibre reinforced thermoplastic, self-extinguishing
- Material of the contacts	Silver
Housing coating	None
Enclosure color	Black / Silver
Color	
- Colour of the key grip	oo/oo  Brown (BR)  yellow (GB)  red (RT)  Blue (BL)  White (WS)  Grey (GR)  green (GN)  Black (SW) and all combinations resulting thereof
- Colour of the key	 Silver
Weight	750
Key number	xxx
Key selector switch position	centered
Locking system	Included in standard version

## Mechanical data

---

Connection type	Screw connection
Cable section	
- Min. Cable section	0,25
- Max. Cable section	2.5
Mechanical life	100.000 operations
notice	All indications about the cable section are including the conductor ferrules.
Emergency unlocking device (Y/N)	No
Manual release (Y/N)	Yes
Emergency release (Y/N)	No

## Ambient conditions

---

Ambient temperature	
- Min. environmental temperature	0
- Max. environmental temperature	+50
Protection class	IP65 / IP20 to IEC/EN 60529

## Electrical data

---

Design of control element	Normally open contact (NO), Opener (NC)
Switching principle	Creep circuit element
Number of auxiliary contacts	2
Number of safety contacts	2
Power to unlock	Yes
Power to lock	No
Rated control voltage	115
Power consumption	8.5
Rated impulse withstand voltage	2.5
Rated insulation voltage	250

Thermal test current	4 A
Utilisation category	AC-15: 230 V / 4 A, DC-13: 24 V / 4 A
Max. fuse rating	4 A gG D-fuse To DIN EN 60269-1
notice	NC contacts in series

## ATEX

---

Explosion protection categories for gases	None
Explosion protected category for dusts	None

## Dimensions

---

Dimensions of the sensor	
- Width of sensor	96
- Height of sensor	171
- Length of sensor	144

## Included in delivery

---

Key and triangular tool included in delivery (incl. 1 key for emergencies)

## notice - Operating principle

---

see drawing: **Operating principle**

Key 1-3 in Pos. 1, magnet de-energised: key-operated switch locked, NC contacts closed, key not withdrawable  
 Key 1-3 in Pos. 1, magnet energised NC contact open: key-operated switch unlocked, NC contacts closed, key not withdrawable  
 Key 1-3 in Pos. 2, magnet energised NC contact open: key-operated switch unlocked, NC contacts open, key withdrawable

Triangular tool for manual release in Pos. 3: key-operated switch mechanically locked, magnet non-operational, NC contact open  
 Triangular tool for manual release in Pos.4: magnet operational

## Ordering code

---

SVE(1)(2)(3)/(4)(5)(6)-(7)

**notice** **Not all variations can be supplied.  
The available order code used to convert the product part name.**

(1)

1	1 Key selector switch
2	2 Key selector switch
3	3 Key selector switch

(2)

<i>without</i>	Included in standard version Locking system
<b>-Z/</b>	Central locking system-Locking system

(3)

<i>without</i>	Included in standard version Silver
----------------	-------------------------------------

**SR/**

(4)

<b>xxx</b>	Key number (n) 100 ... 999
------------	----------------------------

(5)

<b>oo/oo</b>	Colour of the key grip ■ (BR)
--------------	----------------------------------

- (GB)
- (RT)
- (BL)
- (WS)
- (GR)
- (GN)
- (SW)

and all combinations resulting thereof

(6)

*without*

Magnet: 1 Opener (NC) / 1 Normally open contact (NO)  
Key selector switch: 1 Opener (NC) / 1 Normally open contact (NO)

**-3OE**

Magnet: 1 Opener (NC) / 1 Normally open contact (NO)  
Key selector switch 2 Opener (NC) / 1 Normally open contact (NO)

**-W**

Magnet: 1 Opener (NC) / 1 Normally open contact (NO)  
Key selector switch 2 Opener (NC) / 1 Normally open contact (NO)

(7)

**24VDC**

U<sub>s</sub> 24 VDC

**24VAC**

U<sub>s</sub> 24 VAC

**115VAC**

U<sub>s</sub> 115 VAC

**230VAC**

U<sub>s</sub> 230 VAC

## Documents

---

**Operating instructions and Declaration of conformity (da)** 2 MB, 25.09.2015

Code: mrl\_shgv-sve-svm\_da

**Operating instructions and Declaration of conformity (es)** 2 MB, 22.08.2016

Code: mrl\_shgv-sve-svm\_es

**Operating instructions and Declaration of conformity (jp)** 2 MB, 23.03.2017

Code: mrl\_shgv-sve-svm\_jp

**Operating instructions and Declaration of conformity (de)** 2 MB, 25.07.2016

Code: mrl\_shgv-sve-svm\_de

**Operating instructions and Declaration of conformity (fr)** 2 MB, 16.09.2016

Code: mrl\_shgv-sve-svm\_fr

**Operating instructions and Declaration of conformity (nl)** 2 MB, 08.08.2018

Code: mrl\_shgv-sve-svm\_nl

**Operating instructions and Declaration of conformity (en)** 2 MB, 25.07.2016

Code: mrl\_shgv-sve-svm\_en

**Operating instructions and Declaration of conformity (pt)** 2 MB, 23.08.2016

Code: mrl\_shgv-sve-svm\_pt

**Operating instructions and Declaration of conformity (cn)** 2 MB, 27.07.2017

Code: mrl\_shgv-sve-svm\_cn

**Operating instructions and Declaration of conformity (pl)** 2 MB, 22.11.2016

Code: mrl\_shgv-sve-svm\_pl

**Operating instructions and Declaration of conformity (it)** 2 MB, 02.09.2016

Code: mrl\_shgv-sve-svm\_it

**CCC certification (cn)** 2 MB, 29.10.2018

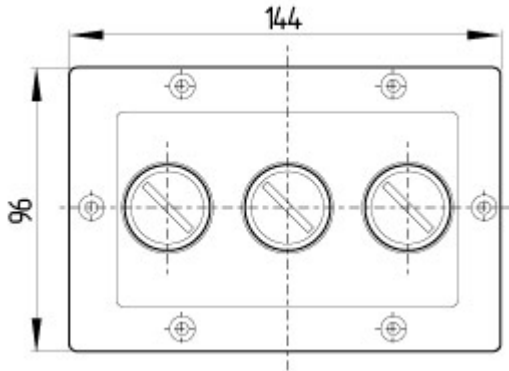
Code: q\_svep03

CCC certification (en) 2 MB, 29.10.2018

Code: q\_svep02

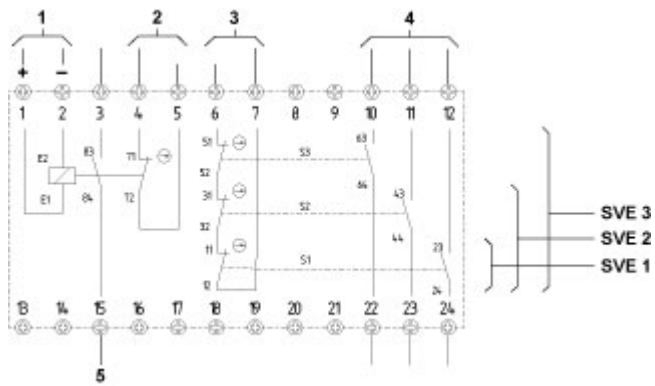
## Images

---



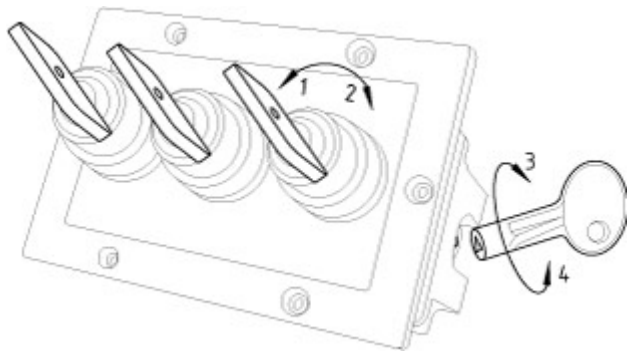
Dimensional drawing (basic component)

---



Wiring example

---



Operating principle

---