


## Datasheet - AZ 17-02ZRK-2243-6,0M

Safety switch with separate actuator / AZ 17



(Minor differences between the printed image and the original product may exist!)


- Thermoplastic enclosure
- Double-insulated 
- Long life
- 30 mm x 60 mm x 30 mm
- Small body
- Multiple coding
- High level of contact reliability with low voltages and currents
- Insensitive to soiling
- 8 actuating planes
- Front cable entry
- Can be retro-fitted

### Ordering details

Product type description	AZ 17-02ZRK-2243-6,0M
Article number	101147464
EAN Code	4030661143217
eCl@ss	27-27-26-02

### Approval

Approval



### Classification

Standards	EN ISO 13849-1
B10d Normally-closed contact (NC)	2.000.000
Mission time	20 Years
notice	$MTTF_d = \frac{B_{10d}}{0,1 \times n_{op}}$ $n_{op} = \frac{d_{op} \times h_{cp} \times 3600 \text{ s/h}}{t_{cycle}}$

### Global Properties

Permanent light	AZ 17
Standards	EN 60947-5-1, BG-GS-ET-15
Materials	
- Material of the housings	Plastic, glass-fibre reinforced thermoplastic, self-extinguishing
- Material of the contacts	Silver
Housing coating	None
Weight	485

**Mechanical data**

Design of electrical connection	Cable
Cable output	front
Cable length	6
Conductors	4 x 0,75
Mechanical life	> 1.000.000 operations
higher Latching force (Y/N)	Yes
Latching force	30
Positive break force	17 N
positive break travel	11 mm
Max. Actuating speed	2 m/s

**Ambient conditions**

Protection class	IP67 to IEC/EN 60529
------------------	----------------------

**Electrical data**

Design of control element	Opener (NC)
Switching principle	Creep circuit element
Number of auxiliary contacts	0
Number of safety contacts	2
Rated impulse withstand voltage U <sub>imp</sub>	4 kV
Rated insulation voltage U <sub>i</sub>	250 V
Thermal test current I <sub>the</sub>	10 A
Utilisation category	AC-15: 230 V / 4 A DC-13: 24 V / 4 A
Max. fuse rating	6 A gG D-fuse

**ATEX**

Explosion protection categories for gases	None
Explosion protected category for dusts	None

**Dimensions**

Dimensions of the sensor	
- Width of sensor	30
- Height of sensor	65
- Length of sensor	30

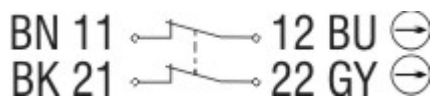
**notice**

Individual coding available on request

**Included in delivery**

Actuators must be ordered separately.  
Slot sealing plugs

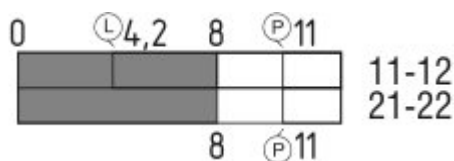
**Diagram**



Note Diagram

- positive break NC contact
- active
- no active
- Normally-open contact
- Normally-closed contact

## Switch travel diagram



Notes Switch travel diagram

- Contact closed
- Contact open
- Setting range
- Break point
- Positive opening sequence/- angle
- VS** adjustable range of NO contact
- VÖ** adjustable range of NC contact
- N** after travel

## Documents

**Operating instructions and Declaration of conformity (pl)** 526 kB, 24.09.2018

Code: mrl\_az17\_pl

**Operating instructions and Declaration of conformity (ro)** 511 kB, 25.01.2012

Code: mrl\_az17\_ro

**Operating instructions and Declaration of conformity (sv)** 491 kB, 07.08.2015

Code: mrl\_az17\_sv

**Operating instructions and Declaration of conformity (jp)** 749 kB, 24.09.2018

Code: mrl\_az17\_jp

**Operating instructions and Declaration of conformity (it)** 494 kB, 24.09.2018

Code: mrl\_az17\_it

**Operating instructions and Declaration of conformity (da)** 510 kB, 25.01.2012

Code: mrl\_az17\_da

**Operating instructions and Declaration of conformity (br)** 381 kB, 18.12.2018

Code: ace\_mrl\_az17\_br

**Operating instructions and Declaration of conformity (es)** 496 kB, 24.09.2018

Code: mrl\_az17\_es

**Operating instructions and Declaration of conformity** (de) 486 kB, 05.04.2018

Code: mrl\_az17\_de

**Operating instructions and Declaration of conformity** (en) 495 kB, 24.09.2018

Code: mrl\_az17\_en

**Operating instructions and Declaration of conformity** (fr) 525 kB, 24.09.2018

Code: mrl\_az17\_fr

**Operating instructions and Declaration of conformity** (nl) 496 kB, 24.09.2018

Code: mrl\_az17\_nl

**Operating instructions and Declaration of conformity** (pt) 498 kB, 24.09.2018

Code: mrl\_az17\_pt

**Operating instructions and Declaration of conformity** (cs) 551 kB, 24.09.2018

Code: mrl\_az17\_cs

**BG-test certificate** (en) 159 kB, 26.11.2015

Code: z\_z17p02

**BG-test certificate** (de) 181 kB, 26.11.2015

Code: z\_z17p01

**CCC certification** (cn) 3 MB, 18.10.2017

Code: q\_175p03

**CCC certification** (en) 3 MB, 29.08.2017

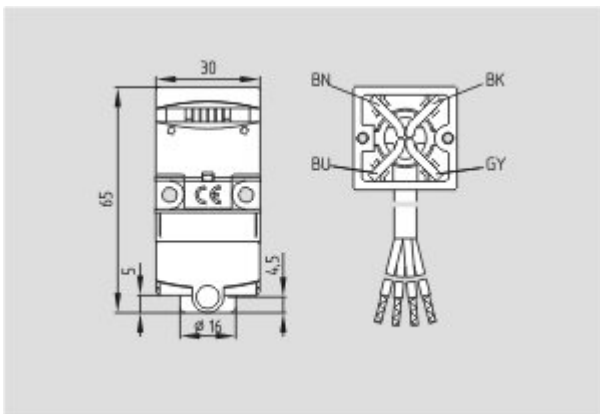
Code: q\_175p02

**EAC certification** (ru) 844 kB, 05.10.2015

Code: q\_6037p17\_ru

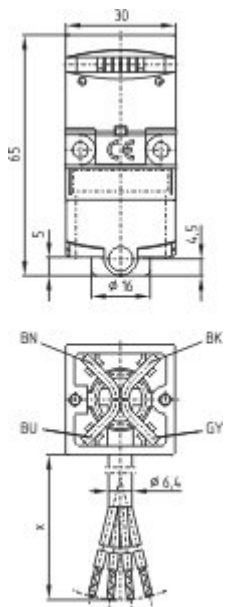
## Images

---



Dimensional drawing (basic component)

---



Dimensional drawing (basic component)

K.A. Schmersal GmbH & Co. KG, Möddinghofe 30, D-42279 Wuppertal

The data and values have been checked thoroughly. Technical modifications and errors excepted.

Generiert am 13.02.2019 - 14:37:04h Kasbase 3.3.0.F.64I