

Datasheet - BNS 16-12ZU

Safety sensors / BNS 16



Preferred typ



- Thermoplastic enclosure
- Suitable for food processing industry
- Concealed mounting possible
- 52 mm x 90 mm x 32 mm
- Long life
- Insensitive to transverse misalignment
- no mechanical wear
- Insensitive to soiling
- 3 cable entries M 20 x 1.5


(Minor differences between the printed image and the original product may exist!)

Ordering details

Product type description	BNS 16-12ZU
Article number	101172565
EAN Code	4030661301174
eCl@ss	27-27-24-02

Approval

Approval




Classification

Standards	EN ISO 13849-1
B10d Normally-closed contact/Normally open contact (NC/NO)	25.000.000
- notice	at max. 20% contact load
Mission time	20 Years
notice	$MTTF_d = \frac{B_{10d}}{0,1 \times n_{op}}$

$$n_{op} = \frac{d_{op} \times h_{op} \times 3600 \text{ s/h}}{t_{cycle}}$$

Global Properties

Permanent light	BNS 16
Standards	IEC 60947-5-3, BG-GS-ET-14
Compliance with the Directives (Y/N) 	Yes
Materials	
- Material of the housings	Plastic, glass-fibre reinforced thermoplastic
Weight	150
Coding available (Y/N)	Yes
Monitoring function of downstream devices (Y/N)	No
Prerequisite evaluation unit	Yes
Recommended safety-monitoring module	AES 1135, AES 1136, AES 1165, AES 1166, AES 1165-2250, AES 1185, AES 1235, AES 1236, AES 1265, AES 1266, AES 1337, AES 2135, AES 2136, AES 2335, AES 2336, AES 2535, AES 2536, AES 2365, AES 2366, AES 2565, AES 2566, AES 2285, AES 3075, SRB202C., SRB400C.
Recommended actuator	BPS 16

Mechanical data

Design of electrical connection	Screw connection
Cable section	
- Min. Cable section	0,25
- Max. Cable section	1.5
AWG-Number	
mechanical installation conditions	not flush
Active area	bottom
Ensured switch distance ON S_{ao}	8 mm
Ensured switch distance OFF S_{ar}	18 mm
Type of actuation	Magnet
Direction of motion	head-on with regard to the active surface
restistance to shock	30 g / 11 ms
Resistance to vibration	10 ... 55 HZ, Amplitude 1 mm
• Wiring compartment	

Ambient conditions

Ambient temperature	
- Min. environmental temperature	-25 °C
- Max. environmental temperature	+70 °C
Storage and transport temperature	
- Min. Storage and transport temperature	-25 °C
- Max. Storage and transport temperature	+70 °C
Protection class	IP67

Electrical data

Integrated Safety monitoring module available (Y/N)	No
Cross circuit/short circuit recognition possible (Y/N)	Yes
Voltage type	VAC/DC
Switch frequency	max. 5 HZ
Switching voltage	max. 100 VAC/DC
Switching current	max. 400 mA
Switching capacity	max. 10 W

Outputs

Design of control output	Other, Reed kontakts
Number of shutters	1
Number of openers	2

Electrical data - Safety outputs

Number of secure semi-conductor outputs	0
Number of secure outputs with contact	0

Electrical data - Diagnostic output

Number of semi-conductor outputs with signaling function	0
Number of outputs with signaling function that already have a contact	0

LED switching conditions display

LED switching conditions display (Y/N)	No
--	----

ATEX

Explosion protection categories for gases	None
Explosion protected category for dusts	None

Dimensions

Dimensions of the sensor	
- Width of sensor	52 mm
- Height of sensor	90 mm
- Length of sensor	39 mm

notice

Contact symbols shown for the closed condition of the guard device.

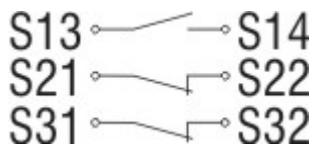
Included in delivery

Actuators must be ordered separately.

Indication legend

5 different directions of actuation: cover, front and below, right and left

Diagram



Note Diagram


 positive break NC contact




active



no active

 Normally-open contact

 Normally-closed contact

Ordering code

BNS 16-(1)Z(2)-(3)

(1)

11 1 Normally open contact (NO) / 1 Opener (NC) (Only for Plug-in connection)

12 1 Normally open contact (NO) / 2 Opener (NC)

(2)

V Actuating planes front side

R Actuating planes right-hand side

L Actuating planes left-hand side

D Actuating planes cover-side

U Actuating planes bottom

LR Actuating planes left-hand side/right-hand side

(3)

ST1 Connector Middle

ST2 Connector right

ST3 Connector left

Documents

Operating instructions and Declaration of conformity (es) 323 kB, 23.01.2017

Code: mrl_bns16_es

Operating instructions and Declaration of conformity (pl) 351 kB, 17.02.2017

Code: mrl_bns16_pl

Operating instructions and Declaration of conformity (da) 313 kB, 15.10.2015

Code: mrl_bns16_da

Operating instructions and Declaration of conformity (de) 313 kB, 07.12.2016

Code: mrl_bns16_de

Operating instructions and Declaration of conformity (en) 315 kB, 07.12.2016

Code: mrl_bns16_en

Operating instructions and Declaration of conformity (nl) 331 kB, 28.06.2018

Code: mrl_bns16_nl

Operating instructions and Declaration of conformity (jp) 414 kB, 09.10.2013

Code: mrl_bns16_jp

Operating instructions and Declaration of conformity (cs) 350 kB, 04.02.2016

Code: mrl_bns16_cs

Operating instructions and Declaration of conformity (it) 309 kB, 28.01.2016

Code: mrl_bns16_it



Operating principle

System components

Actuator

101172566 - BPS 16



K.A. Schmersal GmbH & Co. KG, Mödinghofe 30, D-42279 Wuppertal
The data and values have been checked thoroughly. Technical modifications and errors excepted.
Generiert am 13.02.2019 - 14:22:58h Kasbase 3.3.0.F.64I